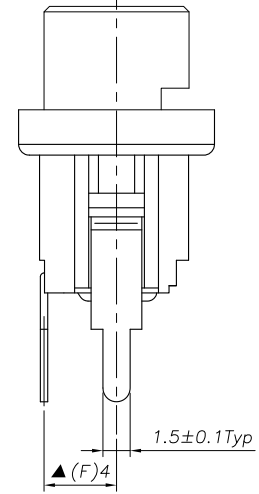
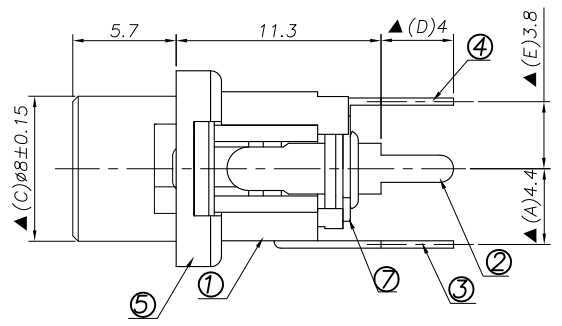
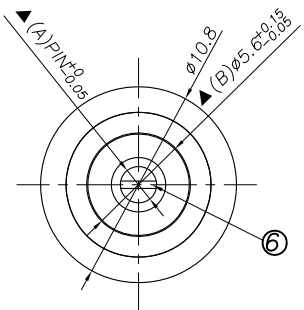


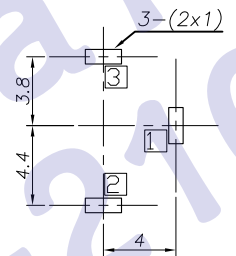
REV. LTR.	DESCRIPTION	SIGN	DATE
	Update drawing	PD X	2011.07.12



Model NO.	DC00260-A	DC00260-B
Schematic		

□: TERMINAL NO.

Model No.	DC00260--H	DC00260--I	DC00260--J
PIN	∅2.0	∅2.35	∅2.5



RECOMMENDED P. C. B. LAYOUT
UNSPECIFIED TOLERANCE: ±0.05
(BOTTOM VIEW)

Ordering information:

DC00260 □ 660AC04

(1) (2) (3) (4) (5) (6) (7) (8)

(1) Series No

(2) Schematic option: A B

(3) Center pin diameter: H=2.0 I=2.35 J=2.5

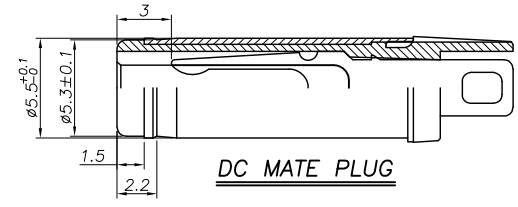
(4) Material of housing: 66=PA66

(5) Housing color: 0A=Black

(6) Terminal plating:
C=Copper&tin alloy plating

(7) Special option: 0=No special option

(8) Packing mode: 4=Bag packing



Specification:

- Rating : DC 30V 3A.
- Contact resistance: ≤30mΩ
After test: ≤50mΩ
- Insulation resistance: ≥100MΩ (500VDC).
After test: ≥50MΩ
- Withstanding voltage: 500VAC.
- Insertion and extraction force: 3N
- Life test: 5000cycles min.
- Operation temperature range: -20
- Preservative temperature range: -40
- Sign "▲" is importance dimension.

⑦	Washer	2	Bakelite	
⑥	Pin	1	Copper alloy	Nickel plating
⑤	Bushing	1	Copper alloy	Nickel plating
④	Shunt Terminal	③	1	Brass Copper&tin plating
③	Tip Spring	②	1	Phosphor bronze Copper&tin plating
②	Center pin terminal	①	1	Brass Copper&tin plating
①	Housing	1	PA66	Black

NO.	DESCRIPTION	QTY	MATERIAL	REMARK
UNIT:MM	TYPE:	MODEL NO:	PAPER NO: A4	PAGE 1 OF 1
⊙ ◁	DC POWER	JADC00260--_660AC04	TOLERANCE: ±0.3	ANGLES: ±2° SCALE: N/A VER: 2

DESIGNER BY: PD X 2011.07.12
CHECK BY:
APPROVED BY:

HDC有限公司