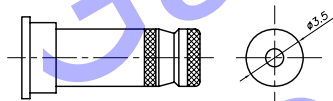
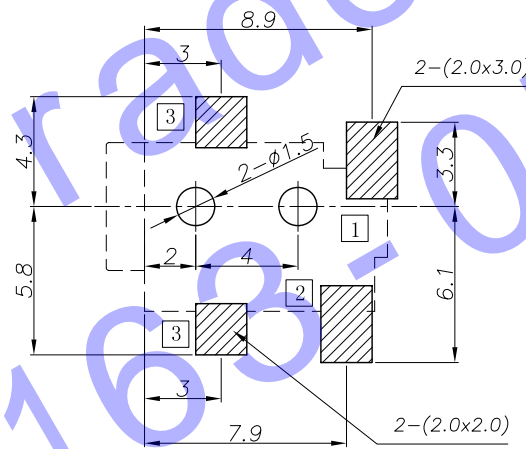
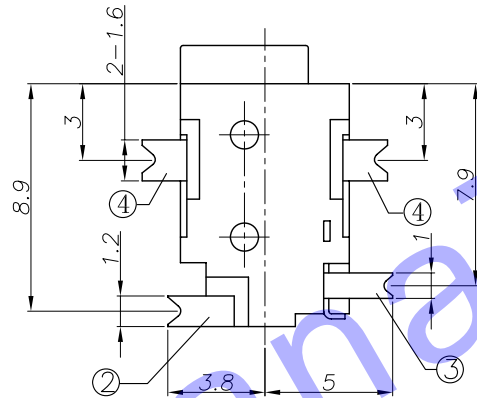


P. C. B Layout (Copper-sided view)



DC MATE PLUG

DC 0 0 3 1 A - □ □ □ □ □ □ □ □ □

(1) (2) (3) (4) (5) (6) (7) (8) (9)

(1):Series type:DC=DC POWER JACK

(2):Series No.

(3):Schematic option: G

(4):Center pin diameter:

C=ø1.0 , E=ø1.3

(5):Material of housing:

9T=PA9T (Standard)

(6):Housing color:

0A=Black

(7):Terminal plating:

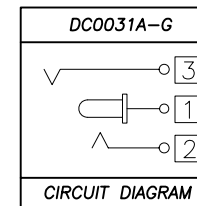
S=Silver(Ag) , N=Nickel(Ni)

(8):Special option:

0=No special option

(9):Packing mode:

1=Reel packing



Model No.	DC0031A-C	DC0031A-E
PIN	ø1.0	ø1.3

NO.	DESCRIPTION	QTY	MATERIAL	PLATING	
④	Tip spring II	③	1	Phosphor Bronze	Ag/Ni-Plating
③	Tip spring I	②	1	Phosphor Bronze	Ag/Ni-Plating
②	Center pin	①	1	Brass	Ag/Ni-Plating
①	Housing		1	PA9T	

UNIT: MM	TYPE:	MODEL NO:	PAPER NO: A4	PAGE 1 OF 1
	DC POWER JACK	DC0031A-G_9T0A_01	TOLERANCE	ANGLES
			±0.3	±2'
			SCALE	VER
			FULL	1

DESIGNER BY:	PJ 2012.04.18	H D C 有限公司
CHECK BY:		
APPROVED BY:		

SPECIFICATION

- 1.Rating : DC 30V 1A;
- 2.Contact resistance: $\leq 30m\Omega$;
- 3.Insulation resistance: $\geq 100M\Omega$ (DC250V);
- 4.Withstand voltage: 250VAC ;
- 5.Insertion and extraction force: 3-30N;
- 6.life test: 5,000 cycles.