

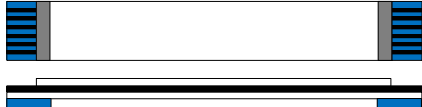
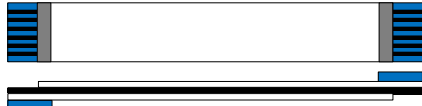
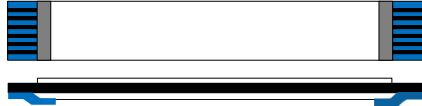
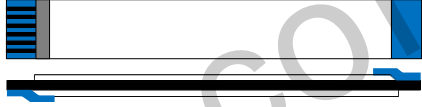



Product Description

Item	Symbol	Unit	Index			
Pitch	P	MM	0.5MM	1.0MM	1.25MM	2.54MM
Number of conductor	N	Core	8 - 150	4 - 90	4 - 70	4 - 40
Pitch tolerance	/	MM	±0.03	±0.08	±0.1	±0.1
Cable width	W	MM	(N+1)×0.5±0.08	(N+1)×1.0±0.15	(N+1)×1.25±0.2	(N+1)×2.54±0.2
Total pitch	Pt	MM	(N-1)×0.5±0.08	(N-1)×1.0±0.15	(N-1)×1.25±0.15	(N-1)×2.54±0.15
Edge width tolerance	/	MM	±0.05	±0.08	±0.1	±0.1
Plugging length	S1S2	MM	2±0.5 3±0.5 4±0.5 5±1 6±1			
Reinforcing board length	S3S4	MM	4 ~ 7±1 8 ~ 15±2 16 ~ 20±3			
Cable length	L	MM	L≤200±3 200<L≤400±5 L>400±8			
Plugging end thickness	T	MM	0.27 ~ 0.36 ± 0.05			
Conductor thickness	Ct	MM	0.035/0.05	0.035/0.05/0.1	0.05/0.1	0.05/0.1
Conductor width	Cw	MM	0.3±0.03	0.65±0.03 0.7±0.03 0.8±0.03	0.8±0.03	0.8±0.03 1.27±0.05
Material of insulating layer	White/Black	MM	Polyester(thickness : 0.043/0.06/0.08mm)			
Material of reinforcing board	Blue/White	MM	Polyester(thickness : 0.155/0.225/0.282mm)			

Product Performance

Flame test	UL Sub.758VW-1 Pass
Conductor resistance	Max. 260Ω/km / Max.750Ω/km
Insulation resistance	Min. 1,000MΩ
Dielectric strength	AC 500V-10mA/1min
Flexing test	10mmR,180Cycles/Min,25mm/cycles- Min. 6,000,000Cycles
180° Blending test	Min. 100Cycles
Abrasion test	0.5mmΦLoad 600g, 6Cycles/min – Min. 100Cycles

Product Type & Ordering Service

TYPE	CONFIGURATION
A	
B	
C	
D	
E	
F	
G	

Ordering Service

Flat wire pitch	0.5mm / 0.1mm / 1.25mm /2.54mm
Flat wire length	15mm ~ Any
Flat wire type	T1, T2, T3, T4, T5, T6, T7, T8
EMI strategy	Copper foil, AL foil, copper foil miler, AL foil miler, Conductive cloth,
	Electromagnetic wave absorber etc.