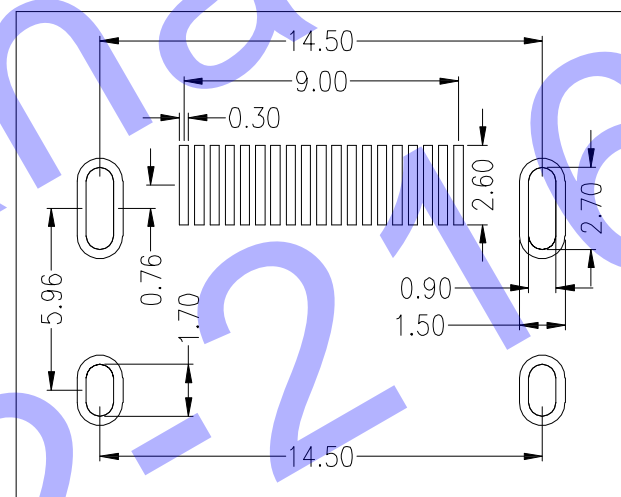
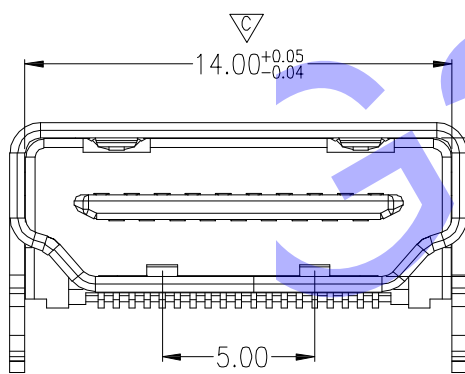
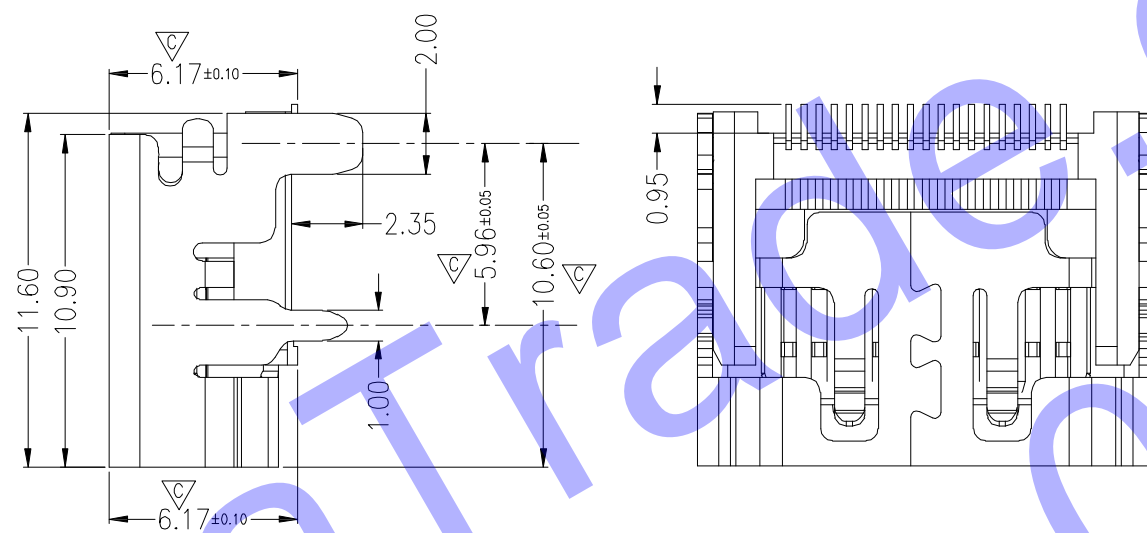
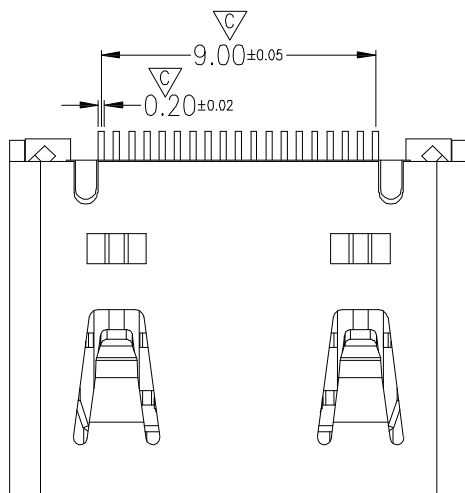
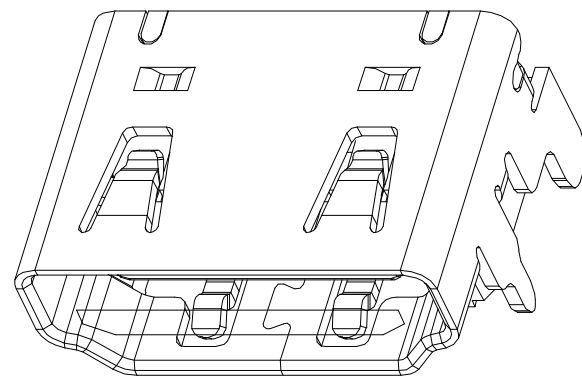
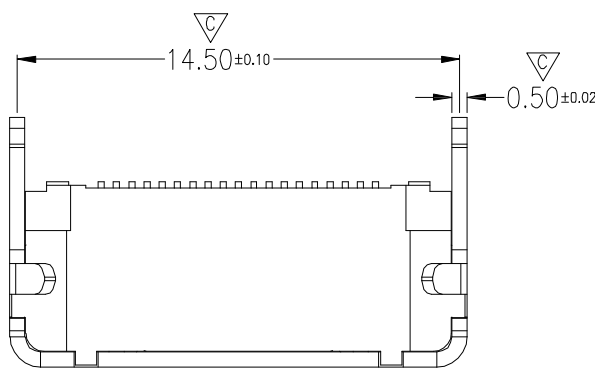


RoHS



RECOMMENDED P.C.B HOLE LAYOUT
COMPONENT SIDE VIEW(TOLERANCE: +/-0.05)

NOTES:

1.MATERIAL:

HOUSING:LCP UL94 V-0,BLACK COLOR
CONTACTS:BRASS C2680
SHELL:S50C

2.FINISH:

CONTACTS:GOLD FLASH PLATED ON CONTACT AREA,2.54um(100u")
MIN. MATTE-TIN ON SOLDER TAIL,WITH ENTIRE CONTACT UNDERPLATED
1.27um(50u")MIN. NICKEL
SHELL:2.54um(100u")MIN. NICKEL

3.REFLOW SOLDER CAPABLE TO 260°C

4.Durability Test:

5000 insertion/extraction cycles at a maximum rate of 100+/-50cycles per hour .
Insertion Force:4.5kgf Max 25+/-2 mm per minute.
Withdrawal Force:1.0kgf Min 25+/-2 mm per minute.
After 5000 cycles mating :withdrawal force: 0.3~2.5kg.

NOTE:

AD3RDF19*0-*

Contact Area Plating:

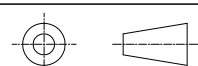
G: Au G/F
D: Au 15u"

Packing: _____
T:Tray
R:Tape Reel
S:Vacuum

3	Terminal	19	COPPER ALLOY T=0.20mm	Contact Area: See Note Soldertail Area: Sn 100u" Under-Plating: Ni 50u"
2	Shell	2	Copper Alloy T=0.30mm	Over Plating: See Note
1	Housing	1	HIGH TEMPERATURE THERMOPLASTICS	Color:Black

QUALITY SYMBOLS

■ : CRITICAL
▽ : ZERO DEFECT
☒ : MAJOR
▽ : S.P.C



UNIT: mm
SCALE: 2.5 : 1
TOLERANCES: DIM. ± 0.20
ANGLE: 3°

H D C 有限公司

ITEM	DESC	Q'TY	MATERIAL	REMAKS	PART REMAKS
APPROVED	CHECKED	DESIGN	DRAWN	PART NO.	AD3RDF19*0-* SHT 1/1
DESCRIPTION				HDMI 19PIN SMT	
DRAWING NO.				AD5-A09	REV A

REV	DESCRIPTION	DATE
A	图面发行	'09-12-09