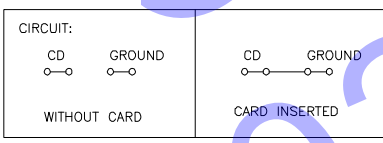
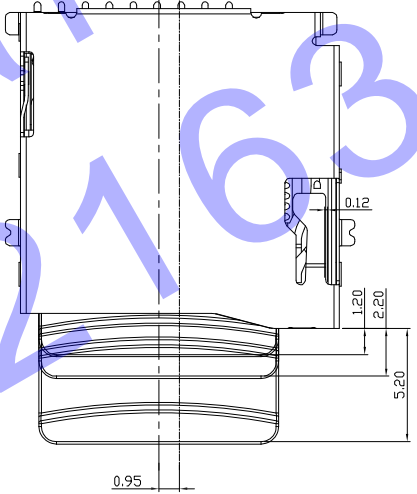
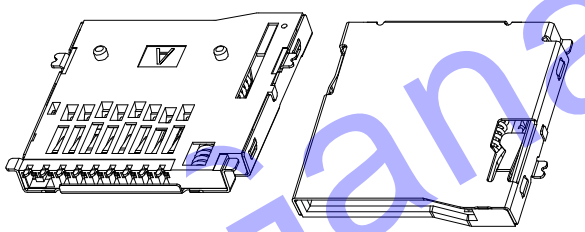
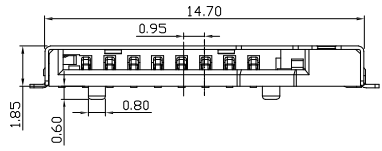


| Pin No. | MICRO SD    |
|---------|-------------|
| PIN1    | DAT2 1P     |
| PIN2    | CD/DAT3 2P  |
| PIN3    | CMD 3P      |
| PIN4    | VDD 4P      |
| PIN5    | CLK 5P      |
| PIN6    | VSS 6P      |
| PIN7    | DAT0 7P     |
| PIN8    | DAT1 8P     |
| PIN9    | CARD DETECT |
| PIN10   | RRROUND     |

RECOMMENDED PCB LAYOUT  
(ALL TOLERANCE ARE ±0.05)

: PROHIBITION AREA



**SPECIFICATION**

1. Material:  
 housing: LCP, UL94V-0,color:black.  
 orbit: PA46, UL94V-0,color:black.  
 Contacts: Phosphor Bronze,  
 Tin 160u" at Solder Tail,  
 Selected Gold on Contact Area Plating.  
 Shell: Stainless. Pickling

2. Electrical Characteristics:  
 Operating voltage : 100V AC(rms)/DC.  
 Current rating : 0.5 A.  
 Operating Temperature: -25°C~+85°C.  
 Insulation resistance: 1000M ohms min. at 250VDC  
 Dielectric withstanding voltage:500 VAC/1minute.  
 Contact resistance: 100m ohms max.

3. Mechanical characteristics  
 3.1 Mating durability:10000 cacles.  
 3.2 Insertion force: 2.0Kgf Max.  
 3.3 Extraction force: 0.5Kgf Min.  
 3.4 Mating cycle: 10000 cycles at the speed rate of  
 400-600 cycles/h; Without distortion of plastic and  
 serious wear and tear in terminal, No signal break.

**H D C 有限公司**

|            |                 |            |                   |       |            |            |   |       |                |                                 |                 |  |              |               |  |                                    |  |   |  |
|------------|-----------------|------------|-------------------|-------|------------|------------|---|-------|----------------|---------------------------------|-----------------|--|--------------|---------------|--|------------------------------------|--|---|--|
| A          |                 | E XXXX-XXX |                   | △ X 0 |            | -          |   | Jimmy |                | 2013/01/20                      |                 | UNLESS OTHERWISE SPECIFIED TOLERANCE<br>尺寸公差<br>X. ±0.50<br>.X ±0.30<br>.XX ±0.20<br>ANG. ±5°00' |              | CHECKED<br>審核 |  | DESIGNED<br>設計 Jimmy<br>2013/03/20 |  | TITLE<br>產品名稱<br>mircosd push conn.(外焊) |  |
| REV.<br>版本 | ECN NO.<br>設變號碼 | MARK<br>記號 | REVISIONS<br>設變內容 |       | SIGN<br>修改 | DATE<br>日期 |   |       | APPROVED<br>承認 | DRAWN<br>製圖 Jimmy<br>2013/03/20 | SCALE<br>比例 1/1 | PART NO.<br>產品料號 S01-C024  | REV.<br>版本 A |               |  |                                    |  |   |  |
| 1          | 2               | 3          | 4                 | 5     | 6          | 7          | 8 | 9     | 10             |                                 |                 |  |              |               |  |                                    |  |   |  |