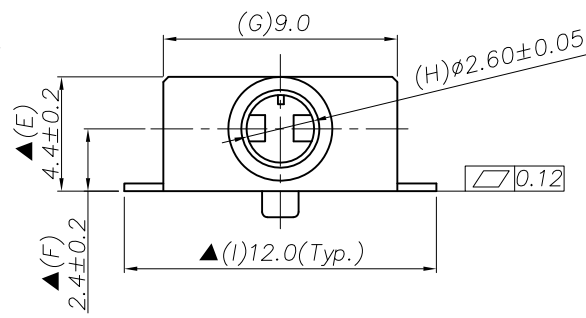
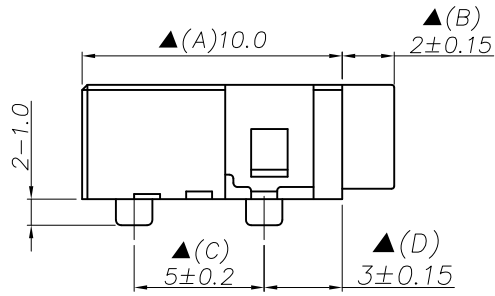
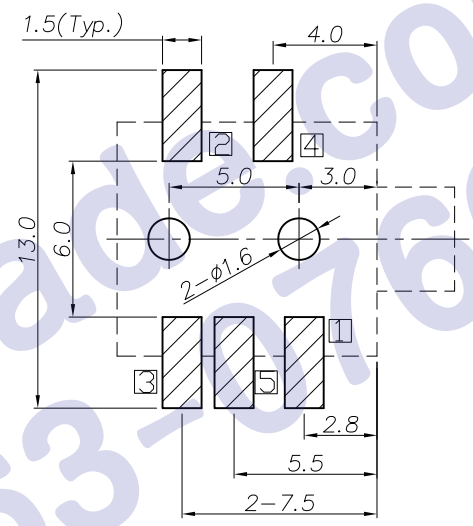
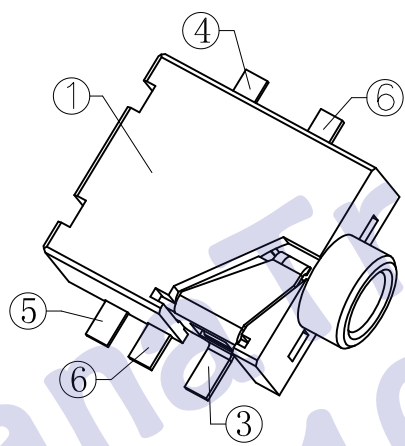
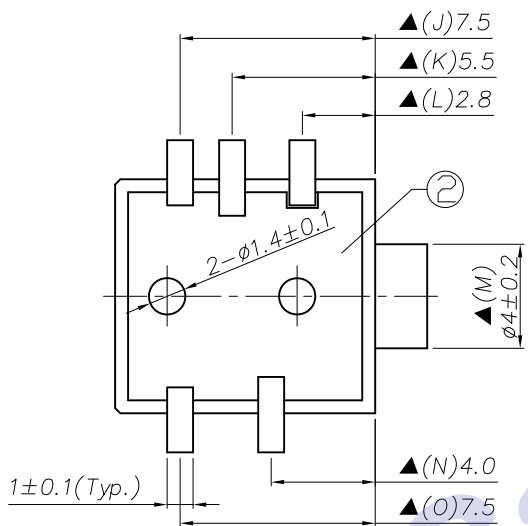


REV. LTR.	DESCRIPTION	SIGN	DATE
	Update drawing	Bull. pan	2011. 08. 10.



Ordering information:
 PJ2005A 9T0A ? 00 1
 (1) (2)(3)(4)(5)(6)(7)
 (1):Series No.
 (2):Schematic option: A,B,C,D
 (3):Material of housing:9T=PA9T
 (4):Housing color:
 Zero 0A=Black
 (5):Terminal plating:
 S=Silver(Ag)
 G=Gold(Au)
 (6):Special option:
 00=No special option
 (7):Packing mode:
 1=Tape reel packing

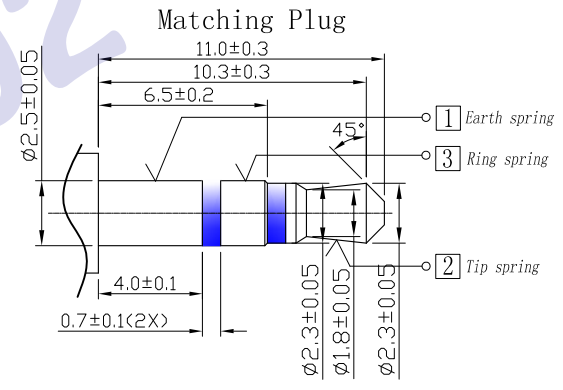


RECOMMENDED P. C. B. LAYOUT
 UNSPECIFIED TOLERANCE: ±0.05
 (TOP VIEW)

Model No.	PJ2005A-A	PJ2005A-B
Schematic code		
Model No.	PJ2005A-C	PJ2005A-D
Schematic code		

Circuit Diagram: Terminal No.

Specification:
 1. Rating : DC 30V 0.5A.
 2. Contact resistance: ≤50mΩ.
 After test: ≤100mΩ.
 3. Insulation resistance: ≥100MΩ (500VDC).
 After test: ≥50MΩ.
 4. Withstanding voltage: 500VAC.
 5. Insertion and extraction force: 3N~25N.
 6. life test: 5000cycles min.
 7. Operation temperature range: -20°C ~ 70°C.
 8. Preservative temperature range: -40°C ~ 85°C.
 9. Sign "▲" is importance dimension.



⑥ Shunt terminal	2	Brass t0.3	PJ20050-04	Gold/Silver plating	
⑤ Ring spring	1	Stainless steel t0.2	PJ20050-03	Gold/Silver plating	
④ Tip spring	1	Stainless steel t0.2	PJ20050-02	Gold/Silver plating	
③ Earth spring	1	Phosphor bronze t0.3	PJ2005A-01	Gold/Silver plating	
② Cover	1	PA9T	PJ20050-S2	Black	
① Housing	1	PA9T	PJ2005A-S1	Black	
NO.	DESCRIPTION	QTY	MATERIAL	PART NO.	REMARK
UNIT:MM	TYPE:	MODEL NO.:		PAPER NO: A4	PAGE 1 OF 1
	∅2.5 PHONE JACK	PJ2005A-_9T0A_001		TOLERANCE	ANGLES
				±0.3	±2°
DESIGNER BY:	BULL.PAN2011.07.28		SCALE	N/A	
CHECK BY:	BULL.PAN2011.07.28		VER	03	
APPROVED BY:	BULL.PAN2011.07.28				

HDC有限公司