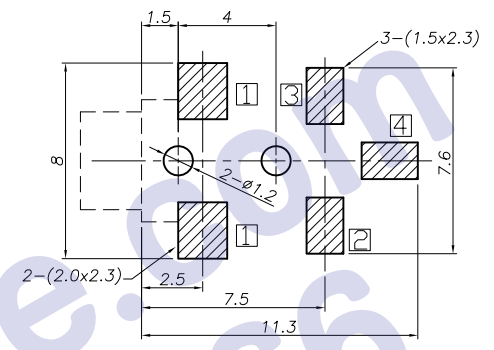
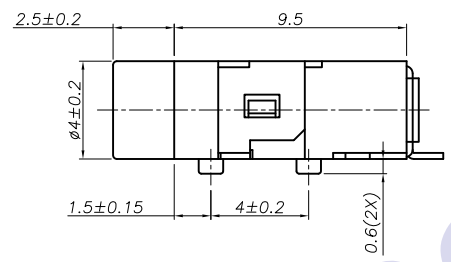
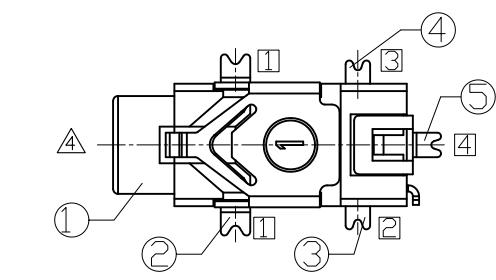
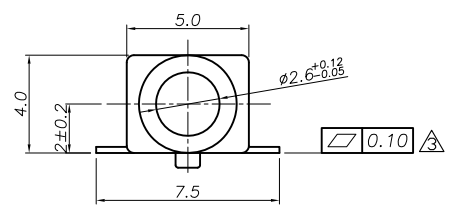
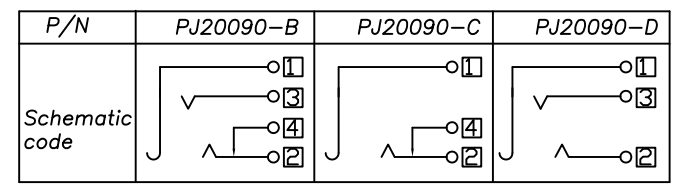
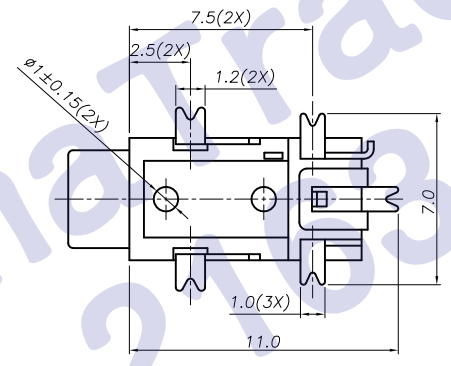
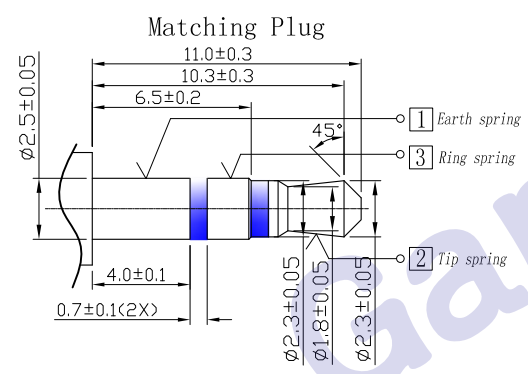


REV.	QTY	ECN. NO.	REASON&CONTENTS	SIGN	DATE
△ X1			Amend smt dimension	penbin	2010.03.10
△ X1			Updated drawing	Matt	2012.05.04



RECOMMENDED P. C. B. LAYOUT
UNSPECIFIED TOLERANCE: ±0.05
(TOP VIEW)

Ordering information:
PJ20090- □ 9T 0A G 00 1
(1) (2) (3) (4) (5) (6) (7)
(1):Series No.
(2):Schematic option: B, C, D
(3):Material of housing:
9T=PA9T (Standard)
(4):Housing color:
Zero 0A=Black (Standard)
(5):Terminal plating
G=Gold (Au) (Standard)
(6):Special option:
00=No special option
(7):Packing mode:
1=Tape reel packing



Circuit Diagram □ Terminal No.

- Specification:
- Rating : DC 30V 0.5A.
 - Contact resistance: ≤30mΩ.
After life test: ≤50mΩ.
 - Insulation resistance: ≥100MΩ (500VDC).
After life test: ≥50MΩ.
 - Withstand voltage: 500VAC.
 - Insertion and extraction force: 3N~30N.
 - life test: 5000cycles min.
 - Operation temperature range:-20℃~70℃.
 - Preservative temperature range:-40℃~85℃.

⑤ Shunt terminal	④	1	Copper alloy	PJ20090-04(WP-706)	Gold plating
④ Ring spring	③	1	Copper alloy	PJ20090-03(TP-708)	Gold plating
③ Tip spring	②	1	Copper alloy	PJ20090-02(TP-707)	Gold plating
② Earth spring	①	1	Copper alloy	PJ20090-01(JA-709)	Gold plating
① Housing		1	High temp. thermoplastic	PJ20090-S1(ST-705)	Black
NO.	DESCRIPTION	QTY	MATERIAL	PART NO.	REMARK

THIS DOCUMENT IS THE SOLE PROPERTY OF BSM ELECTRONICS CO., LTD. AND SHOULD NOT BE USED IN WHOLE OR IN PART WITHOUT PRIOR WRITTEN PERMISSION.	UNIT:MM	TOLERANCE	TYPE:△	MODEL NO:	DRAWING TYPE:			
		DIMENSIONS	ANGLES	PJ20090-9T0AG001	CUSTOMER DRAWING			
		X ±0.50	X ±3.0°	∅2.5 PHONE JACK	DRAWING No:	SCALE	VER.	PAGE
		XX ±0.30	.X ±1.5°		BSCR-0000-0036	N/A	09	1/1
XXX±0.15	.XX ±1.0°							
DESIGNER BY:	Matt	2012.05.04	<h1>HDC有限公司</h1>					
CHECK BY:	Mei	2012.05.04						
APPROVED BY:	Ocean	2012.05.04						