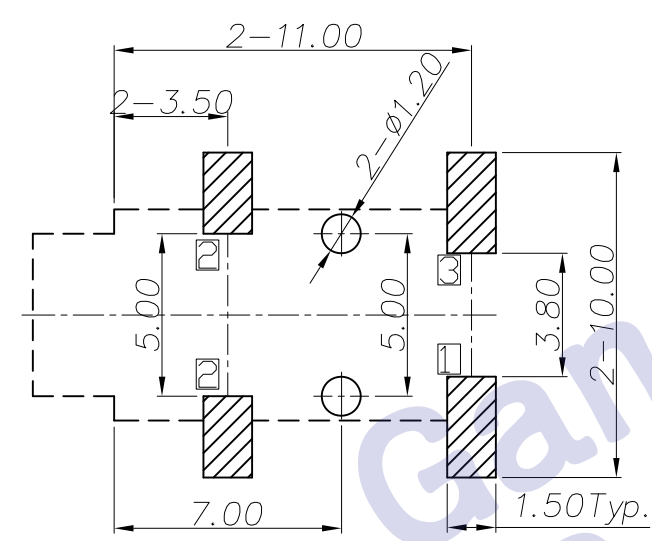
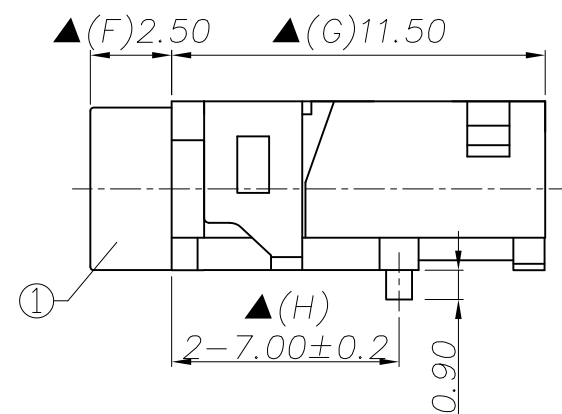
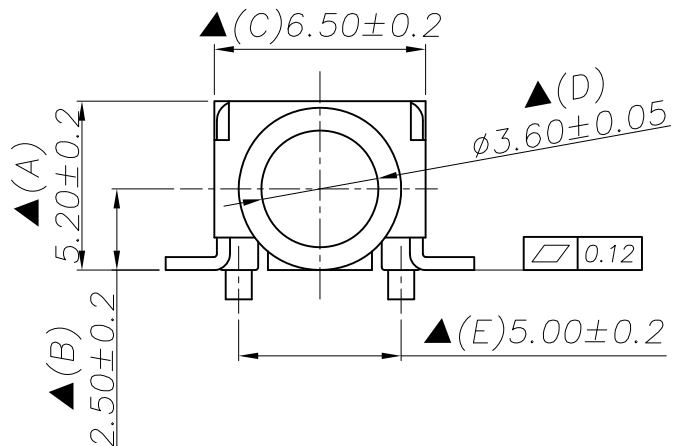
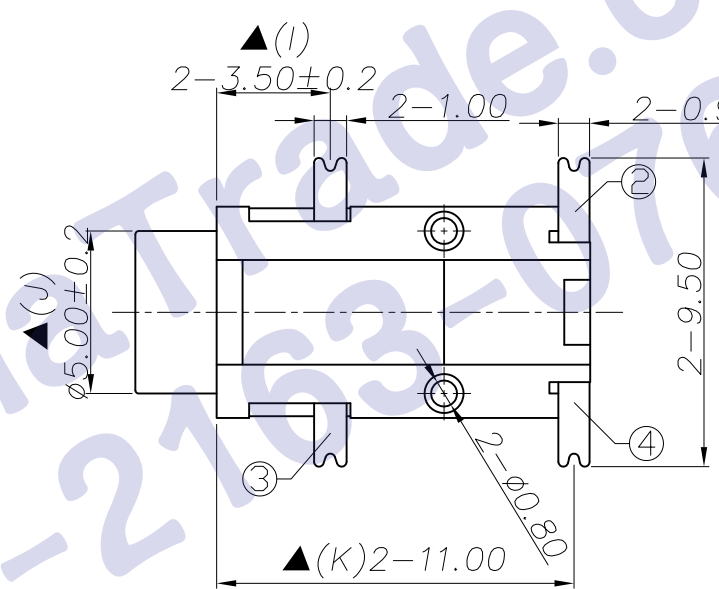


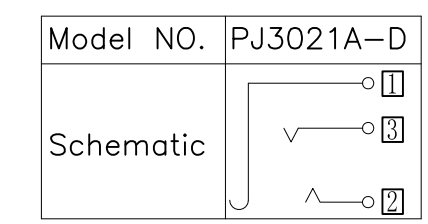
REV. LTR.	DESCRIPTION	SIGN	DATE
	Update drawing	bull.pan	2011.2.18.



RECOMMENDED P. C. B. LAYOUT  
UNSPECIFIED TOLERANCE: ±0.05  
(COPPER-SIDED VIEW)



Ordering information:  
**PJ3021A- D 9T 0A S 00 1**  
 (1) (2) (3) (4) (5) (6) (7)  
 (1):Series No.  
 (2):Schematic option: D  
 (3):Material of housing:  
 9T=PA9T (Standard)  
 (4):Housing color:  
 Zero 0A=Black (Standard)  
 (5):Terminal plating  
 S=Silver (Ag) (Standard)  
 (6):Special option:  
 00=No special option  
 (7):Packing mode:  
 1=Tape reel packing



Circuit Diagram □: Terminal No.

- Specification:
- Rating : DC 30V 0.5A.
  - Contact resistance: ≤30mΩ.  
After life test: ≤50mΩ.
  - Insulation resistance: ≥100MΩ (500VDC).  
After life test: ≥50MΩ.
  - Withstand voltage: 500VAC.
  - Insertion and extraction force: 3N~30N.
  - life test: 5000cycles min.
  - Operation temperature range: -20°C~70°C.
  - Preservative temperature range: -40°C~85°C.
  - Sign "▲" is importance dimension.

④	Ring spring	③	1	Phosphor bronze t=0.2	PJ3021A-03(TP-700)	Silver plating
③	Tip spring	②	1	Phosphor bronze t=0.4	PJ3021A-02(TP-702)	Silver plating
②	Earth spring	①	1	Phosphor bronze t=0.2	PJ3021A-01(TP-701)	Silver plating
①	Housing		1	PA9T UL 94V-0	PJ30210-S1(ST-610)	Black
NO.	DESCRIPTION	QTY	MATERIAL	PART NO.	REMARK	
UNIT:MM	TYPE:	MODEL NO:	PAPER NO: A4	PAGE 1 OF 1		
	ø3.5 PHONE JACK	PJ3021A-D9T0AS001	TOLERANCE	ANGLES	SCALE	VER
			±0.3	±2°	FULL	3

DESIGNER BY: Bull.pan 2011.02.18  
 CHECK BY:  
 APPROVED BY:

**HDC有限公司**