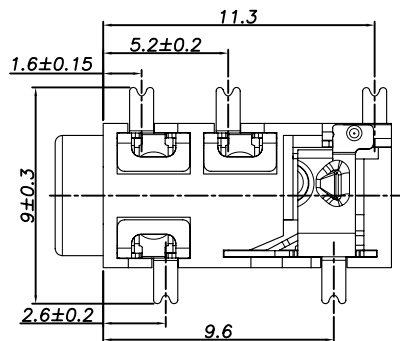


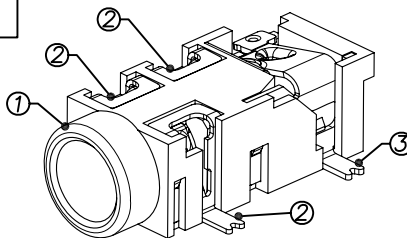
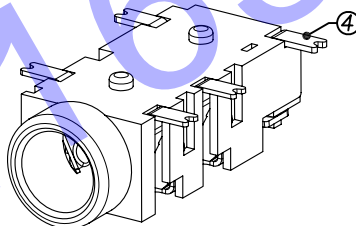
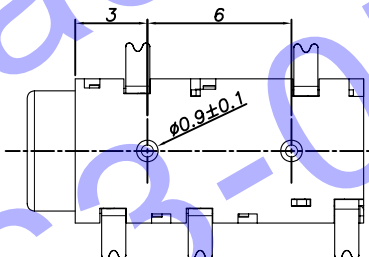
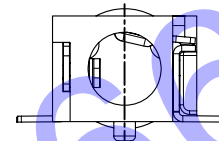
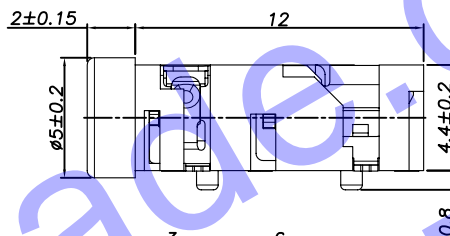
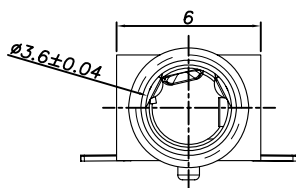
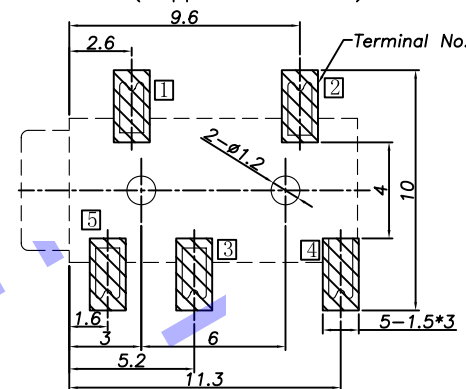
Ordering information:

PJ3027A-□ □ □ □ □ □ □  
 ① ② ③ ④ ⑤ ⑥ ⑦

- ①: Series No
- ②: Schematic option: B C D K P
- ③: Material of housing:  
LC=LCP
- ④: Housing color:  
 0A=Black (Standard)    2\_=Red  
 3\_=Orange                4\_=Yellow  
 5\_=Green                    6\_=Blue  
 9\_=White
- ⑤: Terminal plating  
 G=Gold(AU)  
 S=Silver(Ag) (Standard)
- ⑥ :Special option  
 00:No special option,
- ⑦ :Packing mode:  
 1:Reel packing  
 3:Plastic box packing  
 4:Bag packing

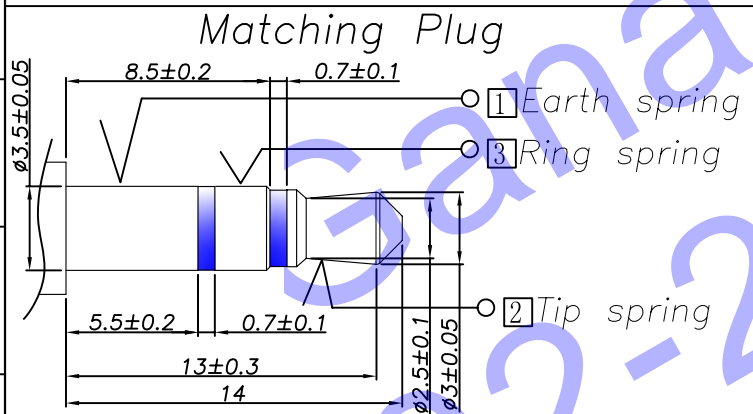


P. C. B Layout  
 (Copper-sided view)



Model No.	PJ3027A-B	PJ3027A-C	PJ3027A-D
Schematic			
Model No.	PJ3027A-K	PJ3027A-P	
Schematic			

□ : TERMINAL NO.    ○ : ITEM NO.



SPECIFICATION

- 1. Rating : DC 30V 0.5A;
- 2. Contact resistance: ≤30mΩ;
- 3. Insulation resistance: ≥100MΩ (DC250V);
- 4. Withstand voltage: 500VAC ;
- 5. Insertion and extraction force: 3-30N;
- 6. life test: 5,000 cycles.

④	Shunt terminal	1	Brass t=0.25	PJ3027A-04	Ag/Au-Plating
③	Tip spring	1	Be-cu,t=0.25	PJ3027A-02	Ag/Au-Plating
②	Ring spring	3	Bronze,t=0.2	PJ3027A-01	Ag/Au-Plating
①	Housing	1	LCP	PJ3027A-S1	

ITEM NO.	DESCRIPTION	QTY	MATERIAL	PART NO.	PLATING		
UNIT:MM	TYPE:	MODEL NO:		PAPER NO: A4	PAGE 1 OF 1		
	φ3.5 PHONE JACK	PJ3027A-__		TOLERANCE	ANGLES	SCALE	VER
				±0.25	±2'	FULL	2

DESIGNER BY: Zengyu 2008.07.23  
 CHECK BY:  
 APPROVED BY:

HDC电子有限公司