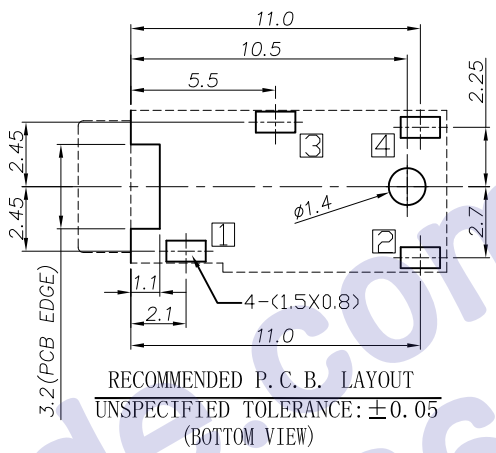
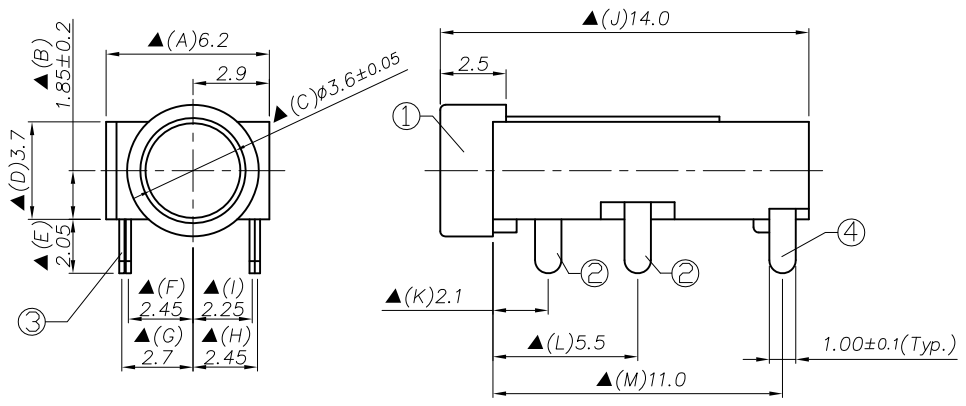
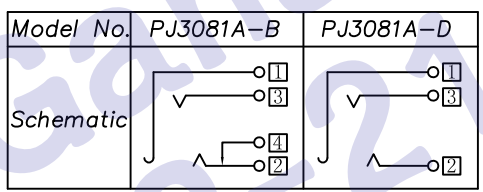
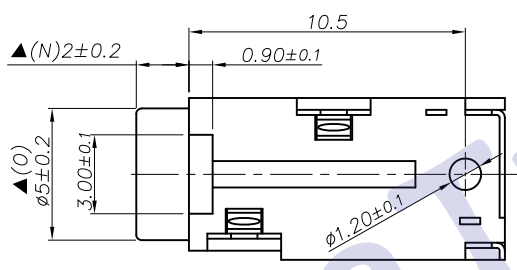


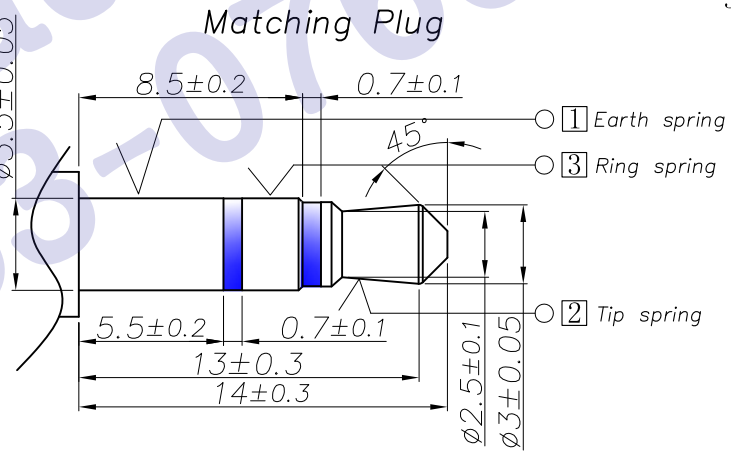
REV. LTR.	DESCRIPTION	SIGN	DATE
Update drawing		Bull. pan	2011.05.13



Ordering information:  
**PJ3081A-**  9T  0A  00  3  
 (1) (2) (3) (4) (5) (6) (7)  
 (1):Series No.  
 (2):Schematic option: B, D  
 (3):Material of housing:  
 9T=PA9T (Standard)  
 (4):Housing color:  
 Zero 0A=Black (Standard)  
 (5):Terminal plating  
 S=Silver (Ag) (Standard)  
 G=Gold (Au)  
 (6):Special option:  
 00=No special option  
 (7):Packing mode:  
 3=Plastic box packing



Circuit Diagram Terminal No.



- Specification:
- Rating : DC 30V 0.5A.
  - Contact resistance:  $\leq 30m\Omega$ .  
After test:  $\leq 50m\Omega$ .
  - Insulation resistance:  $\geq 100M\Omega$  (500VDC).  
After test:  $\geq 50M\Omega$ .
  - Withstanding voltage: 500VAC.
  - Insertion and extraction force: 3N~30N.
  - life test: 5000cycles min.
  - Operation temperature range: -20°C ~ 70°C.
  - Preservative temperature range: -40°C ~ 85°C.
  - Sign "▲" is importance dimension.

④	Shunt terminal ④	1	Brass t0.25	PJ3081A-04(WP-1100)	Silver/Gold plating
③	Tip Spring ②	1	Beryllium bronze t0.25	PJ3081A-02(TP-1101)	Silver/Gold plating
②	Ring Spring ①③	2	Phosphor bronze t0.2	PJ3081A-01(JA-1102)	Silver/Gold plating
①	Housing	1	PA9T+33%GF,UL 94V-0	PJ30810-S1 (ST-962)	Black
ITEM NO.	DESCRIPTION	QTY	MATERIAL	PART NO.	REMARK

UNIT:MM	TYPE:	MODEL NO:	PAPER NO: A4	PAGE 1 OF 1
	∅3.5 PHONE JACK	PJ3081A-_9T0A_003	TOLERANCE	SCALE
			±0.3	N/A
			ANGLES	VER
			±2°	04

DESIGNER BY: Bull,pan 2011.05.13  
 CHECK BY: Matt 2011.05.13  
 APPROVED BY: Ocean 2011.05.13

**HDC有限公司**