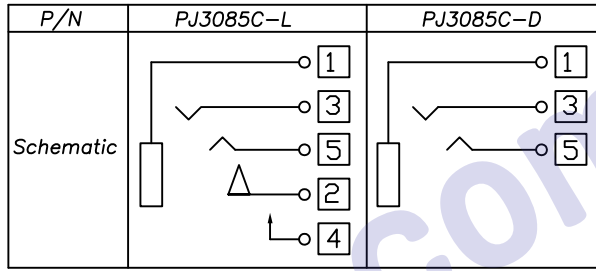
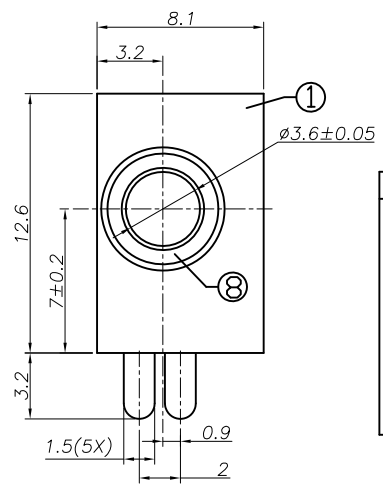
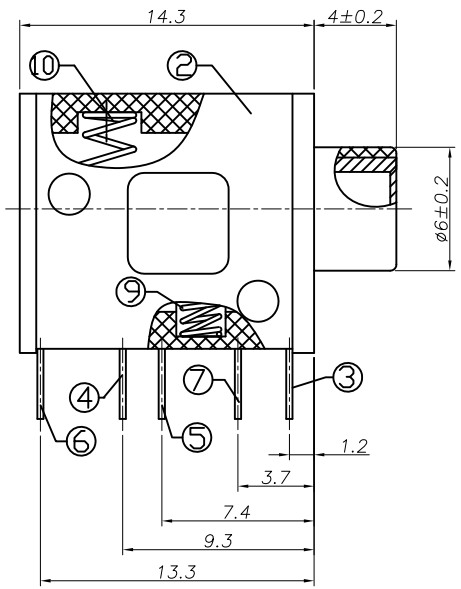
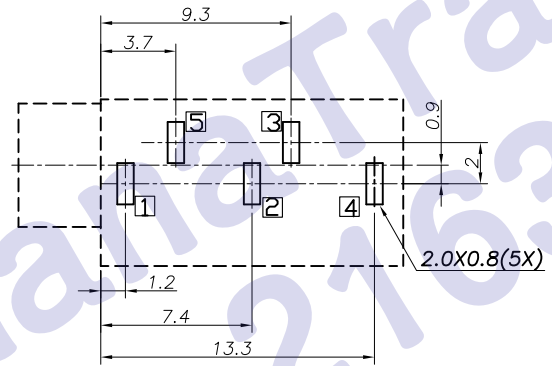
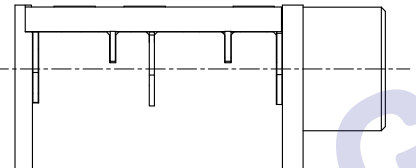
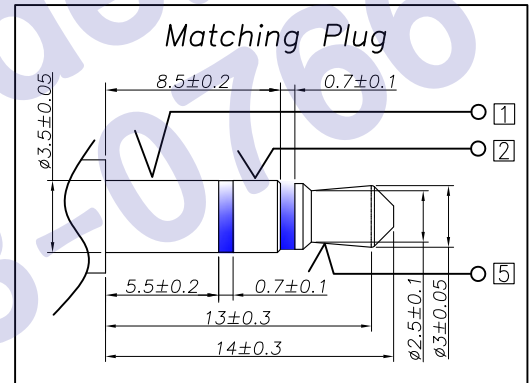


REV.	QTY	ECN.	NO.	REASON&CONTENTS	SIGN	DATE
01				Update drawing	Andy	2011.09.15



Ordering information:
 PJ3085C - PB 3
 (1) (2) (3) (4) (5) (6) (7)

(1): Series No.
 (2): Schematic option: L, D
 (3): Material of housing:
 PB=PBT (Standard)
 (4): Housing color:
 0A=Black 2L=Red
 5F=Green
 (5): Terminal plating
 T=Tin (Sn)
 S=Silver (Ag) (Standard)
 (6): Special option:
 00=Metal bushing is nickel plating
 0G=Metal bushing is gold plating
 (7): Packing mode:
 3=Plastic box packing



10	Spring-1	1	Spring Wire	Nickel plating
9	Spring-2	1	Spring Wire	Nickel plating
8	Bushing	1	Copper alloy	Tin/Silver plating
7	Tip spring	1	Copper alloy	Tin/Silver plating
6	Transfer spring	1	Copper alloy	Tin/Silver plating
5	Break terminal	1	Copper alloy	Tin/Silver plating
4	Ring spring	1	Copper alloy	Tin/Silver plating
3	Earth spring	1	Copper alloy	Tin/Silver plating
2	Cover	1	Thermoplastic	Black
1	Housing	1	Thermoplastic	Black

Specification:
 1. Rating ?DC 30V 0.5A?
 2. Contact resistance? ≤30m??
 After test: ≤50m?
 3. Insulation resistance??100M? (500VDC)?
 After test: ?50M?
 4. Withstanding voltage?500VAC ?
 5. Insertion and extraction force?3N
 6. Life test?5000 cycles min?
 7. Operation temperature range? -20
 8. Preservative temperature range? -40

THIS DOCUMENT IS THE SOLE PROPERTY OF BSM ELECTRONICS CO., LTD. AND SHOULD NOT BE USED IN WHOLE OR IN PART WITHOUT PRIOR WRITTEN PERMISSION.	UNIT:MM	TOLERANCE	TYPE:	MODEL NO:	DRAWING TYPE:	
		DIMENSIONS	ANGLES	PJ3085C-PB-_-_-_-3	CUSTOMER DRAWING	
		X ±0.50	X ±3.0°	Ø3.5 PHONE JACK		
		XX ±0.30	.X ±1.5°	DRAWING No:	SCALE	VER.:
	XXX±0.15	.XX ±1.0°	APPROVED BY:	BSCR-0000-0009	N/A	
	DESIGNER BY:	Andy	2011.09.15		02	
	CHECK BY:				1/1	
	APPROVED BY:					

HDC有限公司