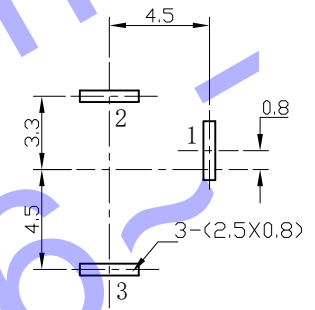
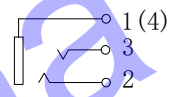


P. C. B LAYOUT
TOP VIEW

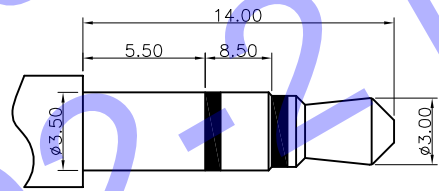


SCHEMATIC



SPECIFICATION

1. Rating : DC 30V 2.0A;
2. Contact resistance: $\leq 0.03 \Omega$;
3. Insulation resistance: $\geq 100M \Omega$ (DC250V);
4. Withstand voltage: 500VAC ;
5. Insertion and extraction force: 3-20N;
6. life test: 5,000 cycles.



3.50mm 3 POLE PLUG

NO.	DESCRIPTION	QTY	MATERIAL	PLATING
5	HOUSING	1	PBT	
4	AXIS SUPPORT	1	BRASS	Ni-Plating
3	SPRING PIECE	1	SUS301	Sn-Plating
2	CURVE PIECE	1	BRASS	Sn-Plating
1	CONTACT FOOT	1	BRONZE	Sn-Plating

UNIT:MM	TYPE:	MODEL NO:	PAPER NO: A4	PAGE 1 OF 1	
	PHONE JACK	PJ-D3001C	TOLERANCE	ANGLES	SCALE
			±0.15	±1.5°	3:1
			VER	1	

DESIGNER BY: _____
 CHECK BY: _____
 APPROVED BY: _____

H D C 有 限 公 司