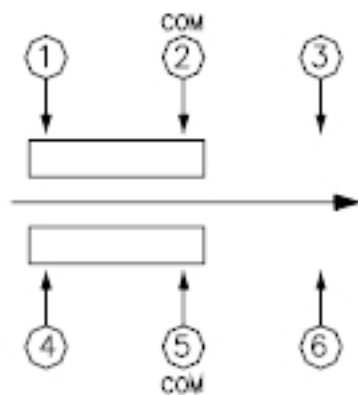
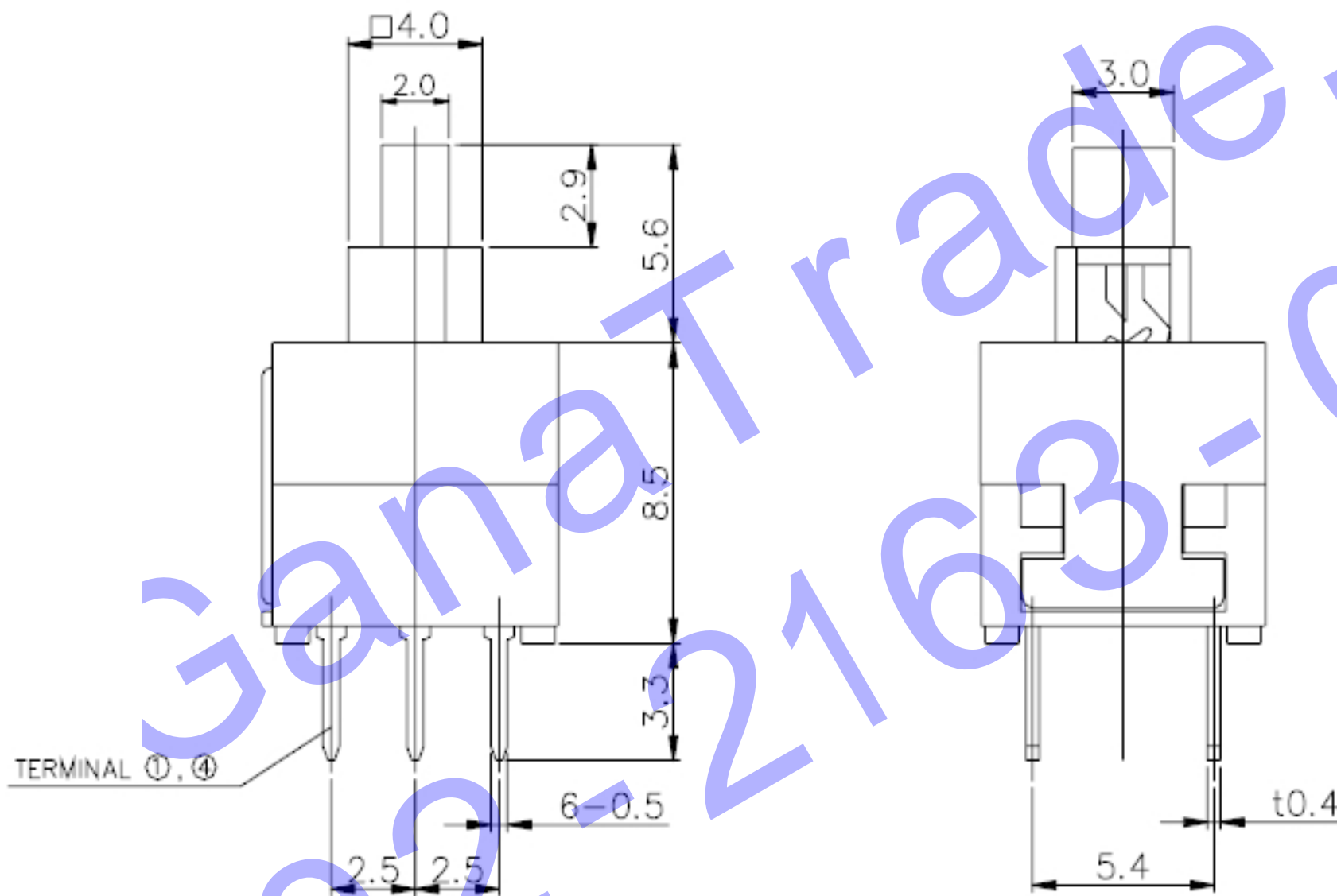
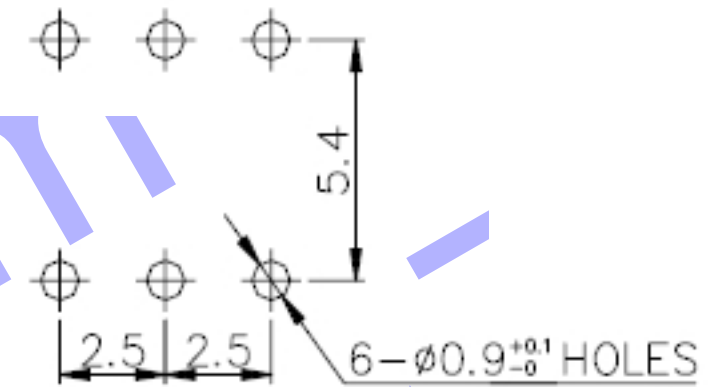


CIRCUIT DIAGRAM



P.C.B MOUNTING HOLE



SPECIFICATION

1. RATING : DC30V 0.1A
2. CIRCUIT : 2C-2P
3. CONTACT RESISTANCE : 100mΩ MAX.
4. TIMING : SHORTING or NON-SHORTING
5. OPERATING MODE : SELF-LOCK
NON-LOCK
NON-LOCK WITH CLICK
6. STORKE : FULL 2.5mm
LOCK 1.5mm
7. OPERATING FORCE : 200 , 300±50gf
8. LIFE : 10,000 CYCLES

REV No.	DATE	DESCRIPTION OF REVISION	SIGN	APP.
△				
△				
△				
△				

TOLERANCE UNLESS OTHERWISE STATED(mm)

less than 10	±0.1
10~30	±0.2
30~100	±0.3
ANGLE	±2°

NO.	PART NAME			Q'TY	MATERIAL	SPEC	TREATMENT	REMARK
DESIGN	CHECK	APPROVE	TRACE	SCALE	K.M.S	M.K.J	K.Y.I	⊕
							DRAWING NO.	
							DATE	2007. 08. 17.