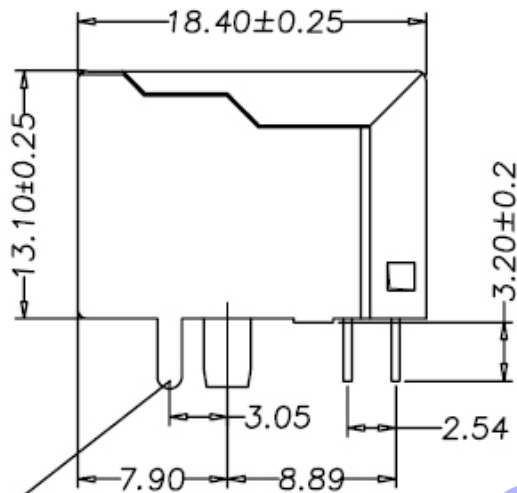
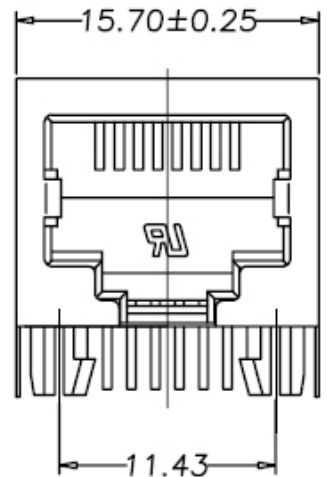
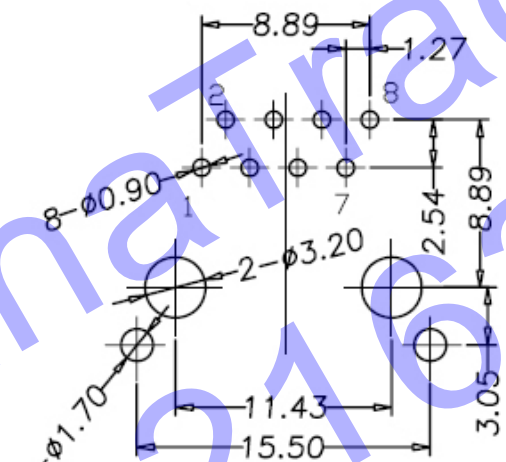
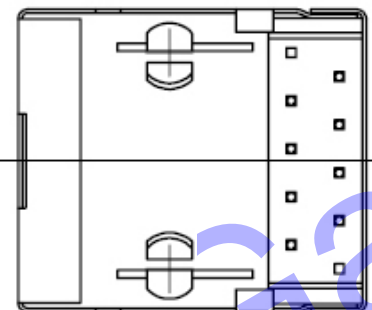


1 2 3 4 5 6 7 8

更改 REV	变更内容 MODIFICATION	日期 DATE	制图 DRAW	审核 APPROVE
A	图面发行	2012/10/29	JDL	Oscar



PEG/TAB



PC Board Layout

NOTES:

ELECTRICAL:

- 1. VOLTAGE RATING : 125 VAC RMS.
- 2. CURRENT RATING : 1.5 AMP.
- 3. CONTACT RESISTANCE : 50 MILLIOHMS MAX.
- 4. INSULATION RESISTANCE: 500 MEGOHMS MIN @ 500 VDC.
- 5. DIELECTRIC STRENGTH : 1000 VAC RMS 50Hz, 1MIN.

MECHANICAL:

- 1. HOUSING MATERIAL : NYLON+30%.G.F UL94V-0.
- 2. CONTACT MATERIAL : PHOSPHOR BRONZE Ø0.46mm
- 3. PLATING : GOLD PLATING OVER NICKEL.
- 4. SHIELD: COPPER ALLOY(OR STEEL ALLOY) 0.20mm THICKNESS PLATING NI.
- 5. LED:OPTION
- 6. OPERATING LIFE : 750 CYCLES MIN.
- 7. PCB RETENTION PRE-SOLDER : 1 LB MIN.
- 8. PCB RETENTION POST-SOLDER: 10 LBS MIN.

ENVIRONMENTAL:

- 1. STORAGE : -40°C TO +85°C.
- 2. OPERATION: 0°C TO +70°C.
- 3. WAVE SOLDERING TEMPERATURE: 255~285° (5~10SECONDS).
- 4. ROHS COMPLIANT

MATES WITH MODULAR PLUG CONFORMING TO FCC PART 68, SUBPART F.

PART NUMBER: 58A-S1108C-XX

GOLD PLATING U"  
1-Fu" 2-2u" 3-3u" 4-6u"

PLASTIC MATERIAL&COLOR:Black/Yellow/Gray  
1-PBT+20%GF Black  
2-PA46 Black

QC : Inspection Item Cpk/Cpk and SPC Control Item	DIMENSION IN mm [Inch]		HDC 有限公司	
	TOLERANCE UNLESS OTHERWISE SPECIFIED		图号 FILE NO.	图号 DWG NO. YL58A-S1108C
	.X± 0.20	X."± 1"	名称 TITLE 58A 1X1 8P8C PCB JACK WITH SHIELDED SIDE ENTRY,ROUND PIN	
	.XX± 0.15	.X"± 0.5"		
.XXX± 0.075		制图 DRAW Oscar	审核 PROJ. SCALE 1:1	张数 SHEET 1 / 1
批准 APPROVE	审核 CHECK	比例 SCALE 1:1	图幅 SIZE A3	更改 REV A

1 2 3 4 5 6 7 8