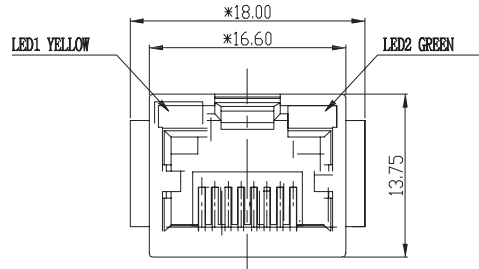
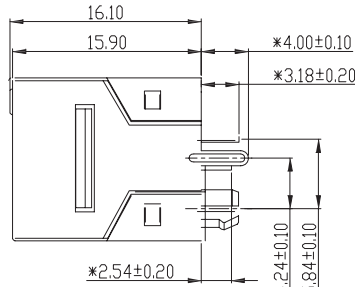


4	CATEGORY	DESCRIPTION	P/N #
	CONNECTOR	Modular Jack, 8P8C, R/A, With LED	

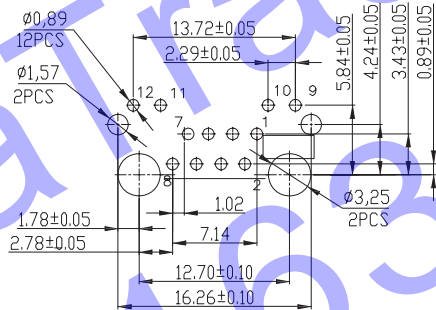
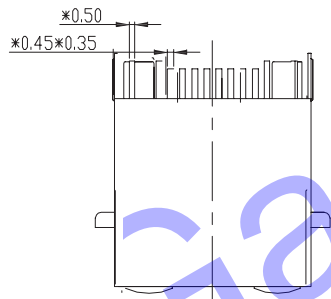
1	REV.	ECN NO	DESCRIPTION	REVISED	DATE
	A01		New Release	WZ	2010.03.27



FRONT VIEW

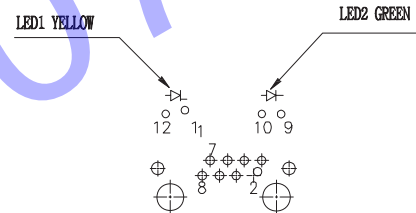


SIDE VIEW



SUGGESTED PCB LAYOUT

DIMENSIONS TOLERANCE: .XX±0.05[0.0002]



LED SCHEMATIC

- SPECIFICATIONS:
1. Voltage: 150V AC RMS
 2. Current Rating: 1.5A
 3. Contact Resistance: 30mΩ MAX.
 4. Insulation Resistance: 500MΩ MIN.
 5. Dielectric Withstang Voltage :1000V AC
 6. Operature Temperature: -40°C~80°C
 7. Durability: 500 Mating Cycles MIN.

e	LED	1		See Color Scheme	
d	LED	1		See Color Scheme	
c	Shielding	1	Brass	Ni Plating	
b	Terminal	8	Phosphor Bronze	PLATING & COLOR	
a	Housing	1	PBT UL94V-0	See Color Scheme	
NO.	PART NAME	Q'TY	MATERIAL	Material & Plating	Remark

UNLESS OTHERWISE SPECIFIED TOLERANCES

DECIMALS: X :±0.5, X.X :±0.3, X.XX :±0.2
 ANGLES: X :±2°, X.X :±1°

H D C 有限公司					
SCALE:1/1	UNIT: mm	⊕	⊖	DWG.NO:	
SIZE: A3	PAGE:1 OF 1	REV:A01		WI-061-751	
APPROVED BY	CHECKED BY	PREPARED BY			
DICK	WZ	WZ			
CUSTOMER COPY					