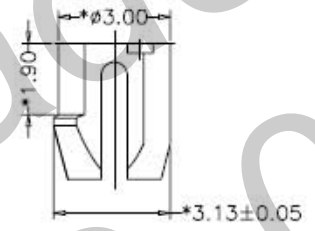
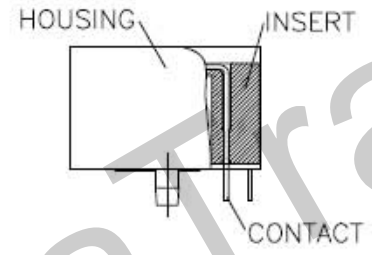
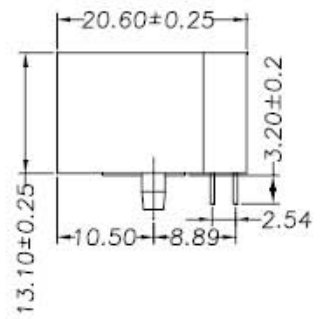
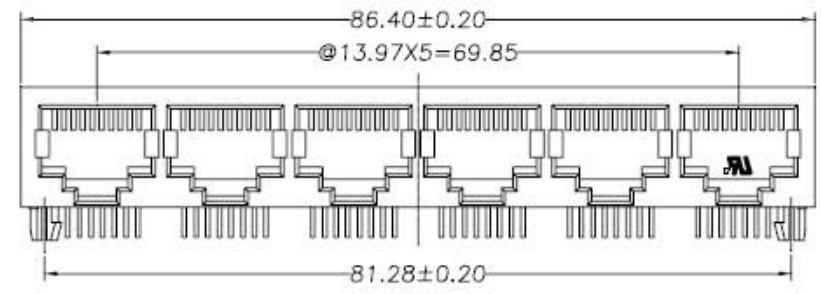
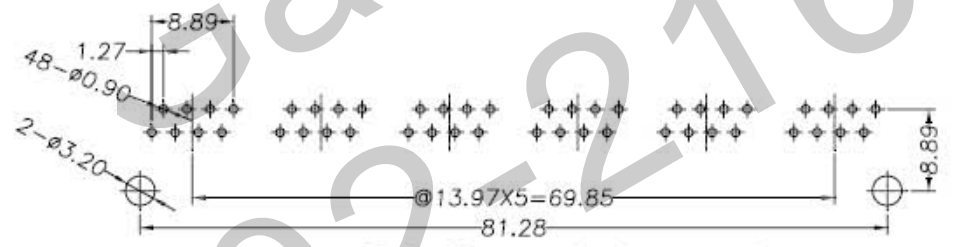


1 2 3 4 5 6 7 8

更改 REV	设计内容 MODIFICATION	日期 DATE	制图 DRAW	审核 APPROVE
A	图纸发行	2012/10/29	JDL	Oscar



Detail A



PC Board Layout

NOTES:

ELECTRICAL:

- VOLTAGE RATING : 125 VAC RMS.
- CURRENT RATING : 1.5 AMP.
- CONTACT RESISTANCE : 50 MILLIOHMS MAX.
- INSULATION RESISTANCE: 500 MEGOHMS MIN @ 500 VDC.
- DIELECTRIC STRENGTH : 1000 VAC RMS 50Hz, 1MIN.

MECHANICAL:

- HOUSING MATERIAL : NYLON+30%.G.F UL94V-0.
- CONTACT MATERIAL : PHOSPHOR BRONZE φ0.46mm.
- PLATING : GOLD PLATING OVER NICKEL.
- SHIELD: COPPER ALLOY(OR STEEL ALLOY) 0.20mm THICKNESS PLATING NI.
- LED:OPTION
- OPERATING LIFE : 750 CYCLES MIN.
- PCB RETENTION PRE-SOLDER : 1 LB MIN.
- PCB RETENTION POST-SOLDER: 10 LBS MIN.

ENVIRONMENTAL:

- STORAGE : -40°C TO +85°C.
 - OPERATION: 0°C TO +70°C.
 - WAVE SOLDERING TEMPERATURE: 255~265° (5~10SECONDS).
 - ROHS COMPLIANT
- MATES WITH MODULAR PLUG CONFORMING TO FCC PART 68, SUBPART F.

◎◎ : Inspection Item ◎◎ : Cp/Cpk and SPC Control Item	DIMENSION IN mm [Inch]		HDC 有限公司	
	TOLERANCE UNLESS OTHERWISE SPECIFIED		图号 FILE NO.	图号 DWG NO. GRJJ-H7203
	.X± 0.20	X.*± 1°	名称 TITLE 59A 1X6 8P8C PCB JACK W/D SHIELD SIDE ENTRY, ROUND PIN	
	.XX± 0.15	.X.*± 0.5°		
.XXX± 0.075		制图 DRAW Oscar	审核 PROJ. SCALE 1:1	数量 SHEET 1 / 1
制图 DRAW	审核 CHECK	比例 SCALE 1:1	图幅 SIZE A3	更改 REV A

1 2 3 4 5 6 7 8