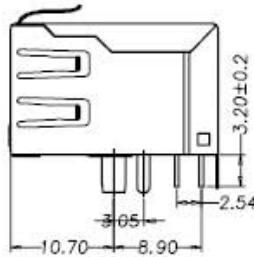
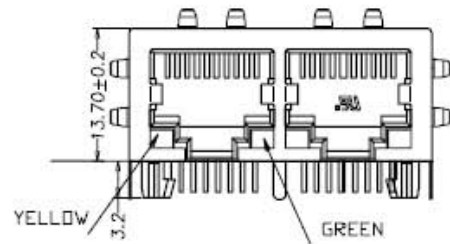


更改 REV	更改内容 MODIFICATION	日期 DATE	制图 DRAW	核准 APPROVE
A	图画发行	2012/10/29	JDL	Oscar



**NOTES:**

**ELECTRICAL:**

- VOLTAGE RATING : 125 VAC RMS.
- CURRENT RATING : 1.5 AMP.
- CONTACT RESISTANCE : 50 MILLIOHMS MAX.
- INSULATION RESISTANCE: 500 MEGOHMS MIN @ 500 VDC.
- DIELECTRIC STRENGTH : 1000 VAC RMS 50Hz, 1MIN.

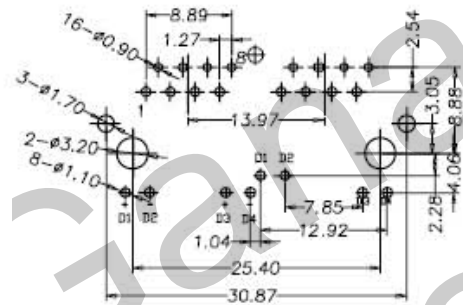
**MECHANICAL:**

- HOUSING MATERIAL : NYLON+30%.G.F UL94V-0.
- CONTACT MATERIAL : PHOSPHOR BRONZE  $\phi$ 0.46mm
- PLATING : GOLD PLATING OVER NICKEL.
- SHIELD: COPPER ALLOY(OR STEEL ALLOY) 0.20mm THICKNESS PLATING NI.
- LED-OPTION
- OPERATING LIFE : 750 CYCLES MIN.
- PCB RETENTION PRE-SOLDER : 1 LB MIN.
- PCB RETENTION POST-SOLDER: 10 LBS MIN.

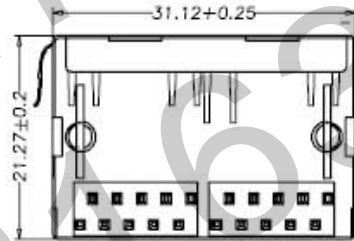
**ENVIRONMENTAL:**

- STORAGE : -40°C TO +85°C.
- OPERATION: 0°C TO +70°C.
- WAVE SOLDERING TEMPERATURE: 255°~265° (5~10SECONDS).
- ROHS COMPLIANT

MATES WITH MODULAR PLUG CONFORMING TO  
FCC PART 68, SUBPART F.



SUGGESTED PCB LAYOUT  
(TOP VIEW)



QC : Inspection Item Cp/Cpk and SPC Control Item	DIMENSION IN mm [Inch]		HDC 有限公司	
	TOLERANCE UNLESS OTHERWISE SPECIFIED.		文件号 FILE NO.	图号 DWG NO. GRJJ-H7252
	.X± 0.20	X.*± 1*	标题 TITLE S9A 1X2 BP8C LED PCB JACK&SHIELDED WITH EMI FINGER SIDE ENTRY,ROUND PIN	
	.XX± 0.15	.X*± 0.5*		
.XXX± 0.075		制图 DRAW Oscar	审核 CHECK	比例 SCALE 1:1
核准 APPROVE	核准 CHECK	制图 DRAW	审核 CHECK	图号 DWG NO. 1/1
		比例 SCALE 1:1	图号 DWG NO. A3	更改 REV A