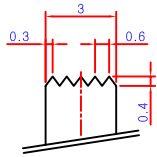
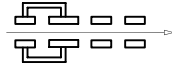
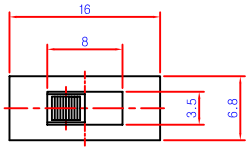


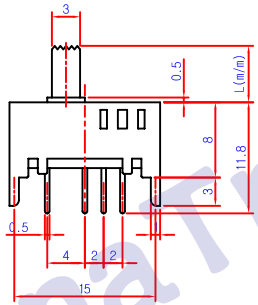
NO	M.O.D.E.L	L(mm)
1	SS - 2301	3
2	SS - 2301 A	6
3	SS - 2301 B	9



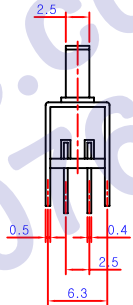
DETAIL KNOB (5/1)



CIRCUIT DIAGRAM

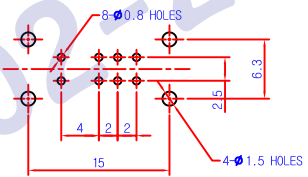


P.C.B DIAGRAM



* NOTES

1. RATING : 30V DC, 0.1A
2. CIRCUIT : 2C - 3P
3. TIMING : NON SPECIFIED
4. TRAVEL : 2 + 2 mm
5. OPERATING FORCE :
L → C ← R : 300 ± 100gf
L ← C → R : 200 ± 100gf



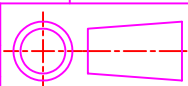
DWG . BY DES ' N BY CH ' D BY APP ' O BY

MODEL NO :

Kim jong pil

TITLE : SLIDE S/W ASS'Y

SCALE : 3 : 1



FILE NO :

DATE : 2003 , 7 , 26

DWG NO :