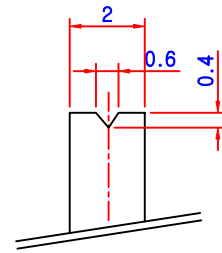
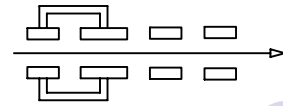
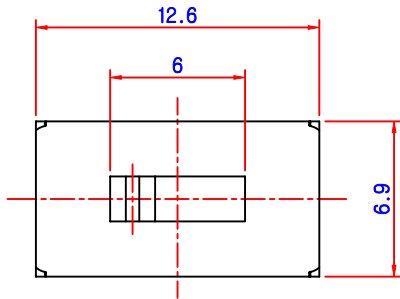


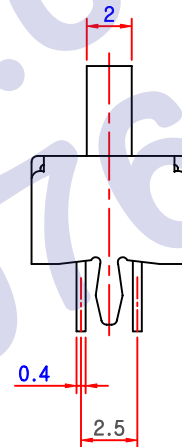
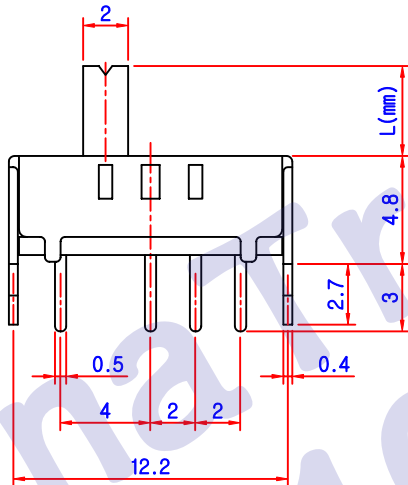
NO	M O D E L	L(mm)
1	SS-2305	2
2	SS-2305 A	4
3	SS-2305 B	6



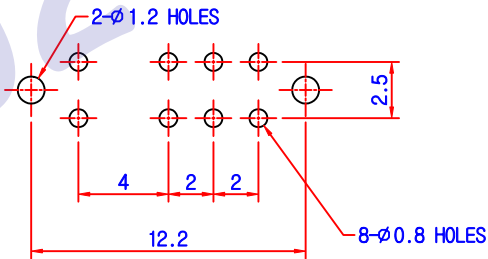
DETAIL KNOB (5:1)



CIRCUIT DIAGRAM



P.C.B DIAGRAM



\* NOTES

1. RATING : 30V DC, 0.2A
2. CIRCUIT : 2C - 3P
3. TIMING : NON SPECIFIED
4. TRAVEL : 2 + 2
5. OPERATING FORCE :  
L → C ← R : 300 ± 100gf  
L ← C → R : 200 ± 100gf

DWG . BY    DES ' N BY    CH ' D BY    APP ' O BY

Kim jong pil

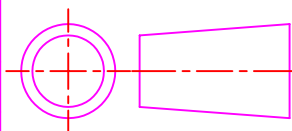
MODEL NO :

TITLE : SLIDE S/W ASS'Y

SCALE : 3 : 1

FILE NO :

DATE : 2003 , 7 , 26



DWG NO ;