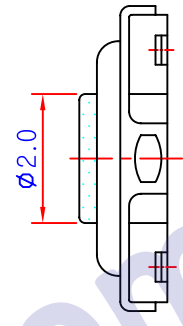
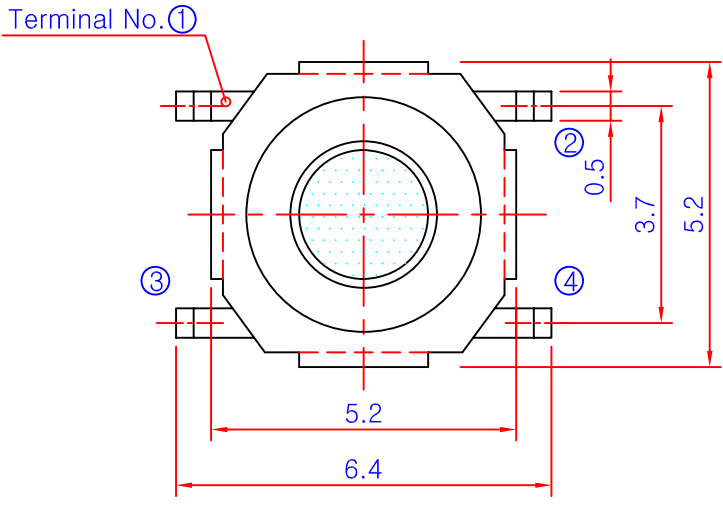
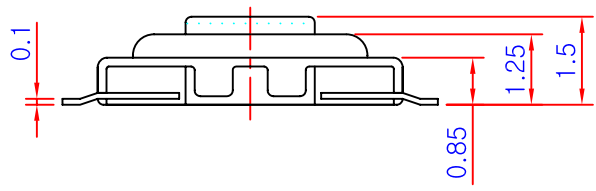
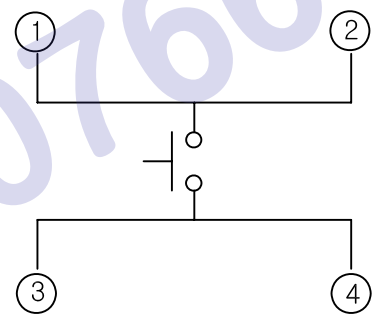


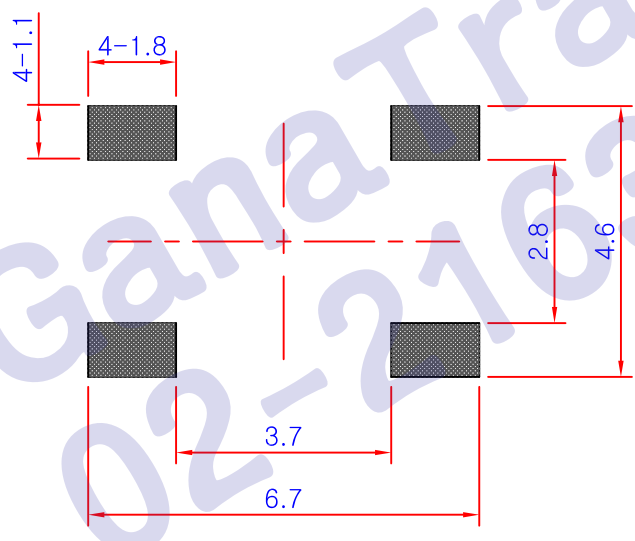
Model Name	Operating Force
ST-1187-2	180gf
ST-1187-3	250gf



CIRCUIT DIAGRAM



P.C.B mounting hole dimensions



* NOTES

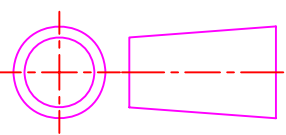
1. RATING : DC 12V , 50mA
2. TRAVEL : 0.2 ± 0.1mm
3. OPERATING FORCE : 180, 250 ± 50gf
4. CONTACT RESISTANCE : 100mΩ MAX
5. LIFE
 [180 ± 50gf] 300,000 CYCLES Min
 [250 ± 50gf] 100,000 CYCLES Min

GENERAL TOLERANCE			
	1	2	3
0 - 4	±0.05	±0.1	±0.2
4 - 16	±0.08	±0.15	±0.3
16 - 64	±0.12	±0.25	±0.5
64 - 250	±0.25	±0.4	±0.8

DRAWN	DESIGNED	CHECKED	APPROVED
kim jong pil			

MODEL NO :
 TITLE : TACT S/W A'SSY

SCALE : 8 : 1
 FILE NO :
 DATE : 2003 ,



DWG NO :