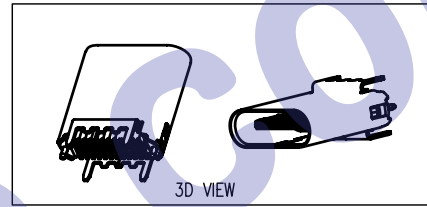
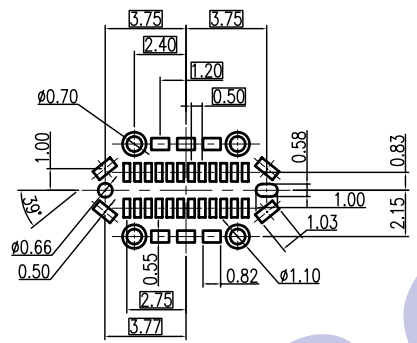
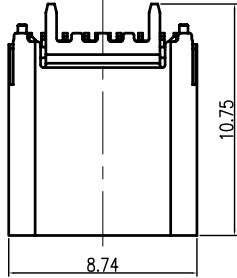



REV.	ECN NO.	DESCRIPTION	DRAW	CHECK	APPD.	DATE
A0	N/A	NEW DWG.	Jason.sun			2014-07-09



NOTES:  
 1.MECHANICAL:  
 INSERTION: 5~20N.  
 EXTRACTION: 8~20N.  
 DURABILITY: 10000 CYCLES  
 2.ELECTRICAL:  
 CURRENT: 5A MAX  
 VOLTAGE: xxV MAX  
 WITHSTANDING VOLTAGE: 100V AC.  
 CONTACT RESISTANCE: 40 mΩ MAX.  
 INSULATION RESISTANCE: 100MΩ MIN.  
 3.ENVIRONMENTAL  
 TEMPERATURE RANGE -XX°C ~ +XX°C

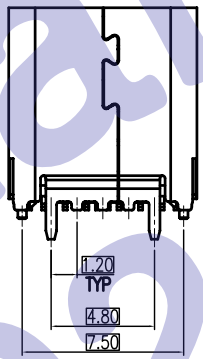
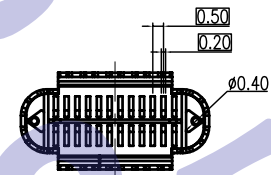
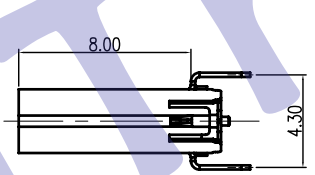
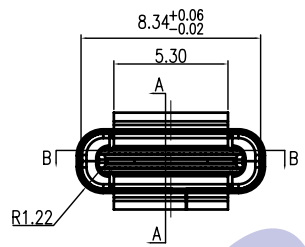


TABLE:

PRODUCT NO.	ITEM	PART NO.	PART NAME	Q'TY	Material
CNG001S030R/T	1	PS103B6140	CONTACT	24	NKE031-ESH, GOLD 30u"Min. NICKEL 80u"Min.
	2	CNG001S0301	MOLDING	1	LCP+30%GF, BLACK
	3	PS208B9140	MID-PLATE	1	SUS304-1/2H, NICKEL 80u"Min.
	4	PS208B9160	EMI PAD	2	SUS304-1/2H, NICKEL 80u"Min.
	5	PS208B9150	SHELL	1	SUS304-1/2H, NICKEL 80u"Min.
	6	CNG002S0301	OVER-MOLDING	1	LCP+30%GF, BLACK

UNITS mm	SCALE 1:1	REV. A0	SHEET 1 OF 1	TITLE USB TYPE C 3.0 FEMALE SMT VERTICAL CONNECTOR		
		DATE 2014-07-09	DR. Jason.sun			
0. ±0.35 0.0 ±0.35 0.00 ±0.25 0.° ±4° 0.0		CHK. Len	MAT'L SEE TABLE	FINISH SEE TABLE		
		APPD. David	DWG.NO. DWG-USB CF-001	A	PART NO. SEE TABLE	SIZE A4