

5

4

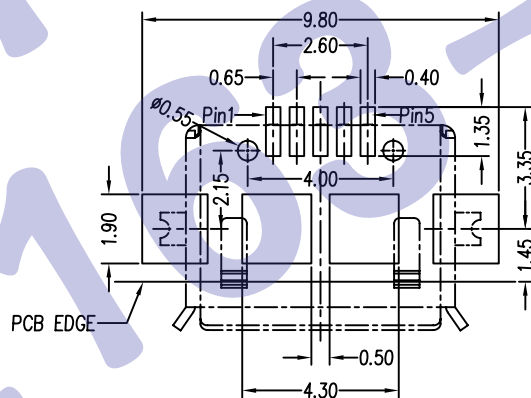
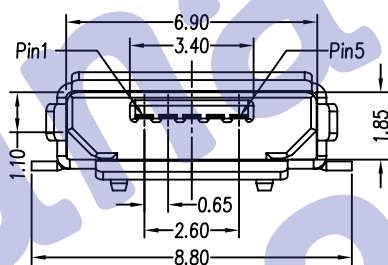
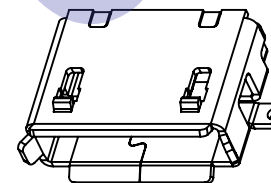
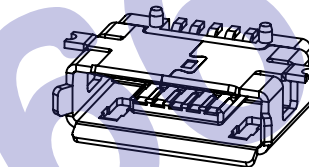
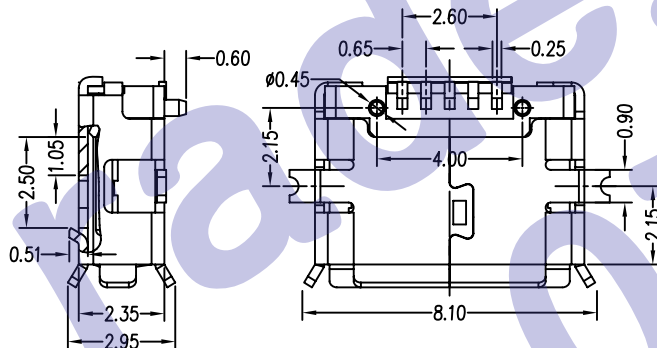
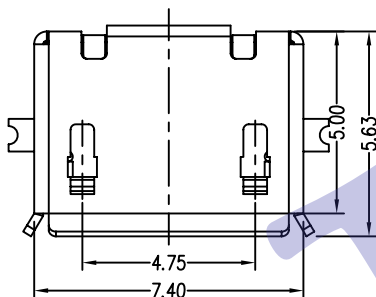
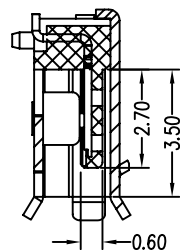
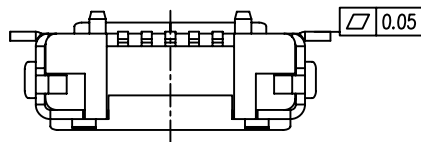
3

2

1

MU013- □ □ □ □

颜色 (主体)		材质 (主体)		外壳镀层		端子镀层 (接合处)	
1: 黑色	6: 绿色	1: PBT	2: LCP	1: 全金	6: 前镍后锡	1: 1U"	6: 30U"
2: 白色	7: 红色	3: NL9T	4: NL6T	2: 全镍	0: 其它	2: 3U"	0: 其它
3: 贝吉色	0: 其它	5: ABS	6: NL66	3: 全锡		3: 5U"	
4: 灰色		7: PPS	8: PVC	4: 前金后锡		4: 10U"	
5: 蓝色		9: PE	0: 其它	5: 前金后镍		5: 15U"	



RECOMMENDED PCB LAYOUT

Note:

1. Material:

1.1 Housing: High temperature thermoplastic with g.f. UL94v-0

1.2 Contact: copper alloy, t=0.20mm

1.3 Shell: copper alloy, t=0.25mm

2. Specification:

2.1 Current rating: 1 A Max.

2.2 Dielectric withstanding voltage: 100 V(ac) for 1 min.

2.3 Contact resistance: 50 mΩ Max.

2.4 Insulation resistance: 100 MΩ Min.

2.5 Total mating force: 3.57 Kgf Max.

2.6 Total unmating force: 1.0 Kgf Min. 0.81~2.05

Kgf Min. after 10000 insertion/extraction cycles

2.7 Temperature range: -30°C~80°C

HDC有限公司

设计 DRAW BY	杨帆	审核 DISCUSS BY	
校对 DISCUSS BY		比例 SCALE	2:1

图名
DRAWING NO

MICRO USB AB TYPE SMT有柱

客户
VERSION数量
QUAN图号
SHEET NO

MU013

备注
REMARK版次
REMARK日期
DATE

2008.6.16

张号
SHEET

1/1

6

5

4

3

2

1