

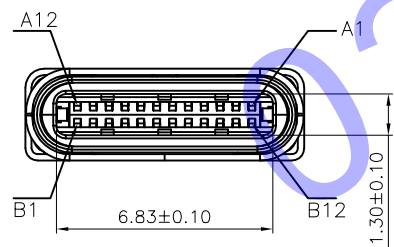
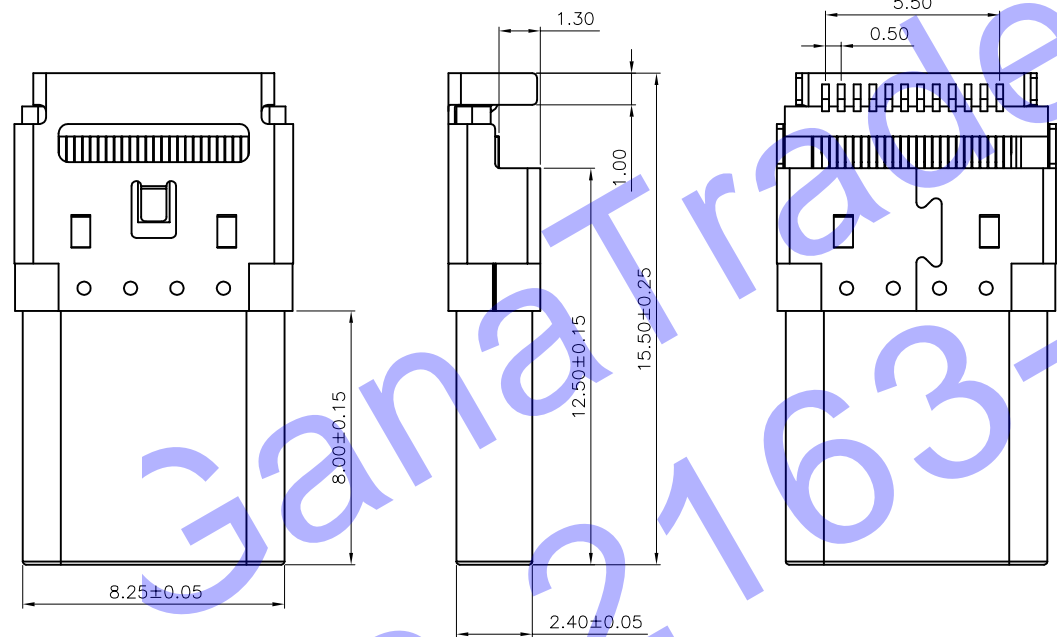
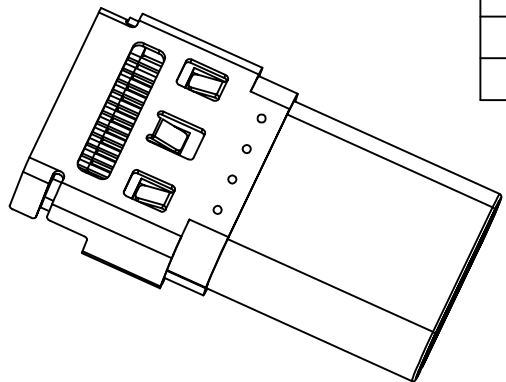
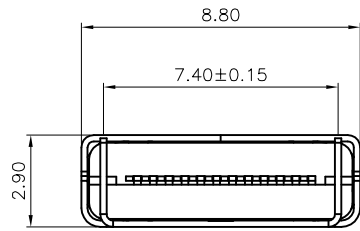
D		E		F	
REV	ECN NO.	DISCRIPTION	CHEKED/DATE	APPD/DATE	

NOTES: 1.MATERIAL:  
MOLDING: LCP UL94 V-0  
CONTACT:COPPER ALLOY.  
GOLD PLATED Min ON CONTACT AREA,100u"  
Min TIN (LEAD FREE) ON SOLDER AREA,  
SHELL: SUS304-H,T=0.30±0.03mm  
50u" NICKEL PLATING OVER ALL.  
SHILD:SUS304-H,T=0.12±0.03mm

2.MECHANICAL:  
INSERTION: 5~20N.  
EXTRACTION: 8~20N AFTER TEST.  
DURABILITY: 10000 CYCLES

3.ELECTRICAL:  
CURRENT: 5A FOR VBUS;  
1.25A FOR GND PIN.  
0.25A FOR OTHER.  
VOLTAGE: 20 V MAX  
WITHSTANDING VOLTAGE: 100V AC R.M.S.  
CONTACT RESISTANCE: 40m? MAX.  
INSULATION RESISTANCE: 100M? MIN.

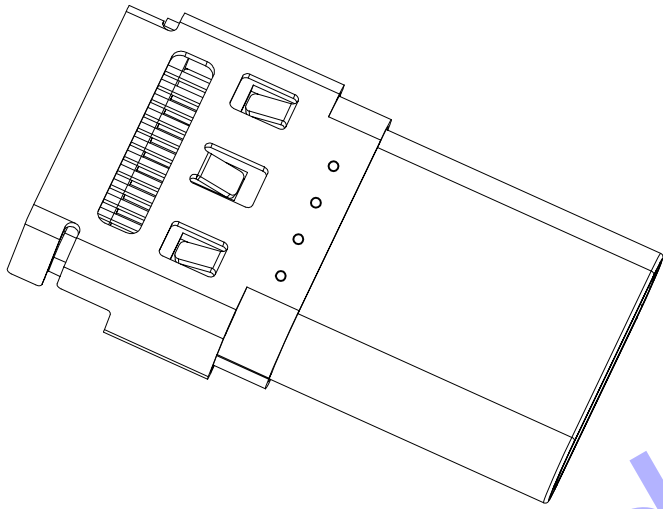
4.ENVIRONMENTAL  
TEMPERATURE RANGE -25°C ~ +85°C



# H D C 有 限 公 司

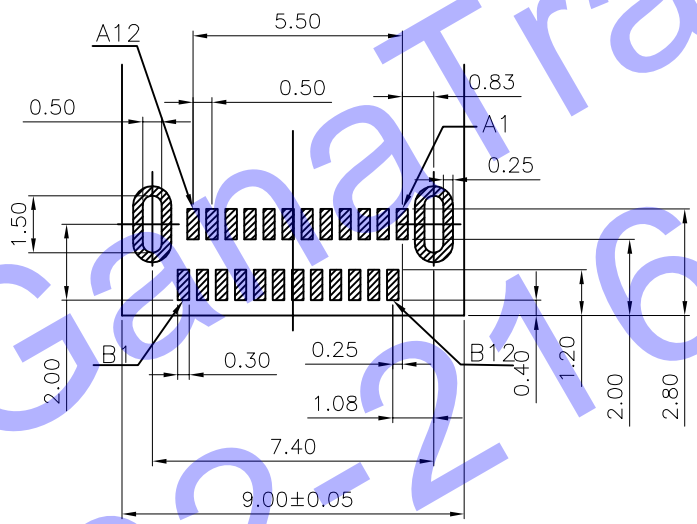
.X:±0.25	X.:±1"	APP.		DWG NO	Y2126
.XX:±0.15	.X:±0.5"	CHK.		TITLE	USB 3.1 C TYPE DIP+SMT公头
.XXX:±0.05	.XX:±0.02"	DGN.	朱远明 15.10.28	SERIES	
UNIT	mm	DRW.	朱远明 15.10.28		
SCALE	1:1				
REV.	A0	SHEET:	1/1		

REV	ECN NO.	DISCRIPTION	CHEKED/DATE	APPD/DATE



USB TYPE-C FULL-FEATURED RECEPTACLE INTERFACE PIN ASSIGNMENTS

PIN	Signal Name	Description	PIN	Signal Name	Description
A1	GND	Ground return	B12	GND	Ground return
A2	SSTXp1	Positive half of first SuperSpeed TX differential pair	B11	SSRXp1	Positive half of first SuperSpeed RX differential pair
A3	SSTXn1	Negative half of first SuperSpeed TX differential pair	B10	SSRXn1	Negative half of first SuperSpeed RX differential pair
A4	VBUS	Bus Power	B9	VBUS	Bus Power
A5	CC1	Configuration Channel	B8	SBU2	Sideband Use (SBU)
A6	Dp1	Positive half of the USB 2.0 differential pair-Position 1	B7	Dn2	Negative half of the USB 2.0 differential pair-Position 2
A7	Dn1	Negative half of the USB 2.0 differential pair-Position 1	B6	Dp2	Positive half of the USB 2.0 differential pair-Position 2
A8	SBU1	Sideband Use (SBU)	B5	CC2	Configuraation Channel
A9	VBUS	Bus Power	B4	VBUS	Bus Power
A10	SSRXn2	Negative half of second SuperSpeed RX differential pair	B3	SSTXn2	Negative half of second SuperSpeed TX differential pair
A11	SSRXp2	Positive half of second SuperSpeed RX differential pair	B2	SSTXp2	Positive half of second SuperSpeed TX differential pair
A12	GND	Ground return	B1	GND	Ground return



RECOMMENDED P.C.B. LAYOUT (T:1.00mm)  
TOLERANCE UNSPECIFIED ±0.05mm

# H D C 有 限 公 司

.X:±0.25	X.:±1°	APP.	DWG NO.	Y2126
.XX:±0.15	.X:±0.5°	CHK.	TITLE	USB 3.1 C TYPE DIP+SMT成品 PCB LAYOUT
.XXX:±0.05	.XX:±0.02°	DGN.	SERIES	
UNIT: mm		DRW.	朱远明 15.10.28	
SCALE: 1:1		朱远明 15.10.28		
REV. A0		SHEET: 2/2		