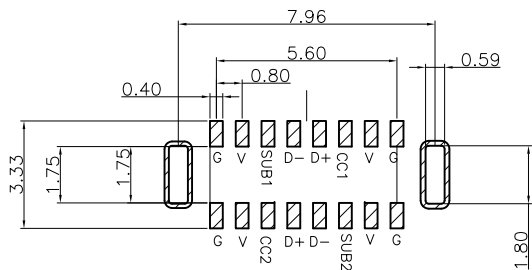
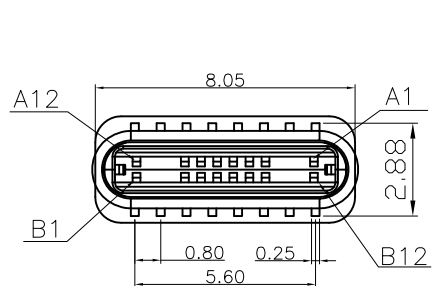


RoHS

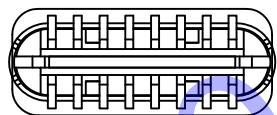
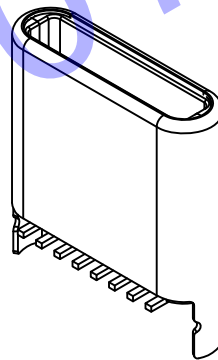
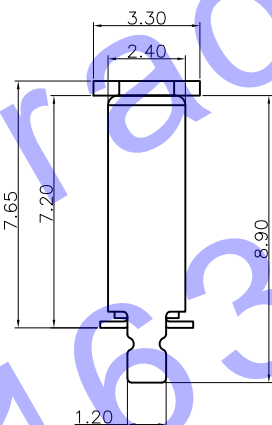
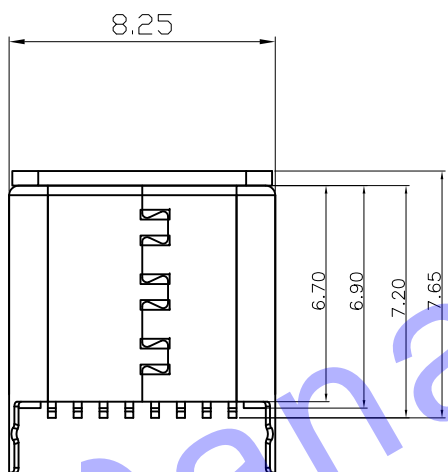
目錄 MAPX	□ □ 內容 MODIFICATION	日期 DATE
A0	NEW	09-10-20



RECOMMENDED P.C.B. LAYOUT
TOLERANCE UNSPECIFIED ±0.05mm

NOTE :
TC01MA016SX01XR
1

- 1: Seletive Plating
- S1: 5u" Gold In Contact Area
- 100u" Tin In Tail Area
- S2: 0.8u" Gold In Contact Area
- 100u" Tin In Tail Area
- S3: 10u" Gold In Contact Area
- 100u" Tin In Tail Area
- S4: 15u" Gold In Contact Area
- 100u" Tin In Tail Area
- S5: 30u" Gold In Contact Area
- 100u" Tin In Tail Area
- S9: 3u" Gold In Contact Area
- 100u" Tin In Tail Area



7				
6				
5				
4	PLASTIC	HIGH TEMP	BLACK/WHITE	UL 94V-0
3	Latch	STAINLESS STEEL	—	NI Plated
2	TERMINAL	COPPER ALLOY	—	Gold Plated
1	SHELL	STAINLESS STEEL	—	Ni Plated
NO.	DESCRIPTION	MATERIAL	COLOR	REMARK

产品图 PRODUCT CHART DWG		H D C 有限公司							
公差一览表 TOLERANCE UNLESS OTHERWISE				单位 UNITS	MM	制图 DRAWING	产品料号 PRODUCT PART NO.		
X.	±0.30	X'	±5°	比例 SCALE	1:1	审核 CHKD	产品名称 PRODUCT NO.	TYPE C 16P公头立式SMT H=7.2外壳有脚	
.X	±0.25	.X'	±2°						
.XX	±0.30	.XX'	±1°	日期 DATE	2009/10/20	核准 APPD	YANG	角法 VIEW	版本 VER
.XXX	±0.15	.XXX'	±0.5°					⊕ ⊖	A0