

F

E

D

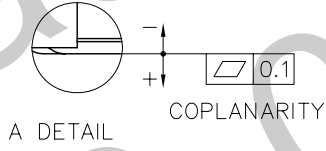
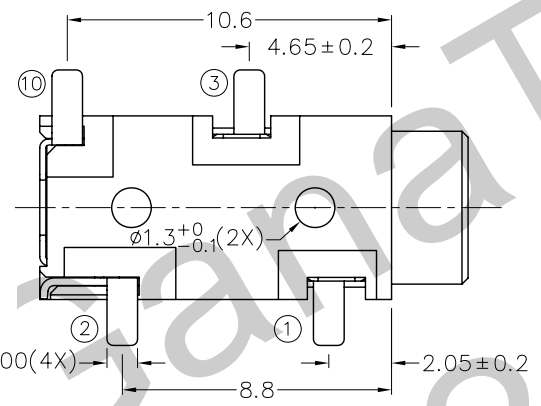
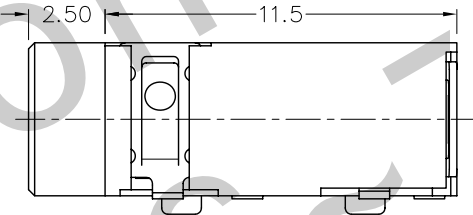
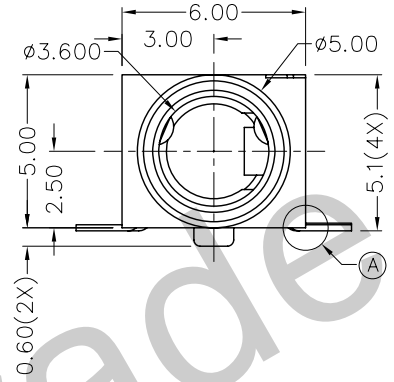
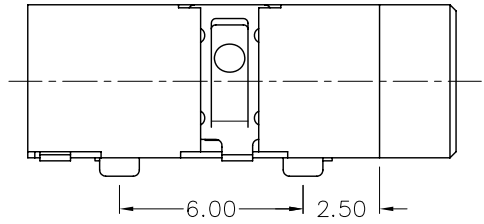
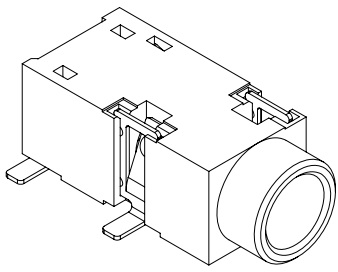
C

B

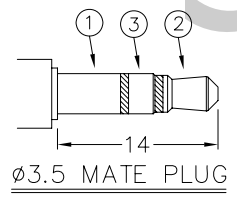
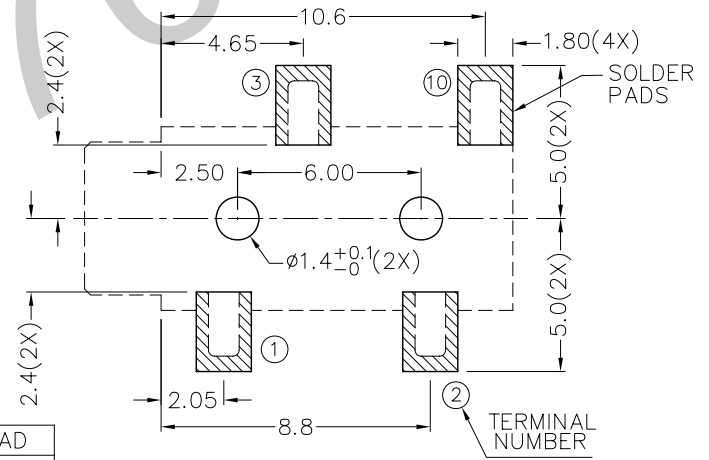
A

RoHS  
Compliant

ZONE	SYMBOL	REVISION	APPROVAL	DATE
		DESIGN MODIFIED	J.X.KUANG	8-1-2012



\* MATERIAL  
 TERMINAL 1 : COPPER ALLOY  
 TERMINAL 2 : COPPER ALLOY  
 TERMINAL 3 : COPPER ALLOY  
 TERMINAL 10 : COPPER ALLOY  
 HOUSING : PA6T



MODEL NO.	TSH-3814D	TSH-3813D	TSH-3813AD
SCHEMATIC			

RECOMMENDED  
 SOLDER PAD LAYOUT  
 (TOP VIEW)



TECHNIK INDUSTRIAL CO. LTD.

DESIGN	J.X.KUANG	DATE	16-9-2004	SCALE	4:1
DRAWING	CH.XIONG	DATE	8-1-2012	MATERIAL	*
CHECK		DATE		DWG. NO.	TZ\SH381D-PA6T/E
APPROVAL		DATE		SHEET	

PART NAME	3.5mm SMD STEREO JACK	TOLERANCE UNLESS	0.0±0.2	UNIT:	mm
PART NO.	TSH-381D	OTHERWISE SPECIFIED:	0.00±0.1 0.000±0.05		

F

E

D

C

B

A